



# 2005 Report on Inquests

Office of the Chief Coroner  
26 Grenville Street  
Toronto, Ontario  
M7A 2G9  
(416) 314-4000

March 2008

# TABLE OF CONTENTS

<b>Introduction</b> .....	1
The five questions.....	1
When an inquest is called.....	1
What an inquest is not.....	2
Verdicts and recommendations.....	2
Method for distributing inquest recommendations.....	3
Evaluation of responses.....	3
<b>2005 Inquests</b>	
<b>Comprehensive Report on 2005 Inquests</b> .....	5
Summary of Inquests (2005) – Based on Type of Inquest .....	7
Summary – Discretionary Inquests (2005).....	8
Summary – Mandatory Custody Inquests (2005).....	9
Summary – Mandatory Construction Inquests (2005).....	11
Summary – Mandatory Mining Inquests (2005).....	12
Summary – All Inquests (2005).....	13
Comparison of Inquest Type and Manner of Death (2005) .....	15
Inquests with No Recommendations (2005).....	17
<b>Historical Analysis of Inquests (1999 – 2005)</b> .....	18
Number of recommendations per inquest (1999 -2005).....	21
Average number of days per inquest (1999 - 2005).....	24
Implementation of recommendations (1999-2005).....	25

<b>Inquest #</b>	<b>Name of Deceased(s) - click on name to see verdict(s) and recommendations</b>
1	McKINNEY, Jonathon
2	MONAHAN, Larry and WEST, Kenneth
3	BEGIN, Richard
4	COOMBS, Thomas and WAGG, Jason
5	CASWELL, Moira
6	MILLER, Garry Clifton
7	PAIANO, Antonio
8	JOLIN, Guy
9	BARRETT, Kenneth Charles
10	SMYTH, James Edwin
11	YENSEN, Jeffrey
12	SPARKS, Roger
13	K, M. (youth)
14	REID, Percy
15	DIPLOCK, Drew Emerson
16	BLAIS, Denis
17	LEVASSEUR, Albert J.
18	CLEMENT, James and Ryan
19	BLENTZAS, Nicholas
20	BAKER, Cyril
21	COASTER, Kenneth Terry
22	DAVIDSON, William S.
23	HANNAN, Michael
24	FAUSTINI, Paolo
25	FAIRSERVICE, Terry
26	BISSCHOPS, Robert L.
27	BOREA, Ernesto Joseph
28	BENJAMIN, Troy
29	EL-ROUBI, Esseldine and LOPEZ, Pedro
30	NAKIC, Tamara
31	TALLON, Daniel Maurice
32	MEERE, Arthur Ernest
33	TOPEY, Negus Tafari
34	HAWKINS, Richard
35	BLANCHETTE, Yvan
36	WHETHAM, John
37	LAMONDAY, Peter
38	SPURN, Gary O.
39	PREVOST, Andre

40 MARTIN, Alfred  
41 LATIMER, Sabrina  
42 EFFORD, David  
43 ANWAR, Najib  
44 BREDESEN, David N.  
45 HOFFMAN, Victor  
46 VOSS, Steven Allan  
47 HAUGHTON, Dwight  
48 MORENCY, Craig James  
49 KENNEDY, Todd  
50 HENDERSON, John  
51 WELSH, Chapen  
52 ROESTAD, John  
53 FRENKEL, Kurt Alfred  
54 RANDHAWA, Paramjit  
55 PAIEMENT, Jerry  
56 ROESLER, David  
57 COOPER, Tyler  
58 McKNIGHT, Robert  
59 STREET, Tom  
60 TEMPLE-MEDHURST,  
Mitchell  
61 LAUZON, Albert  
62 WHISSELLE, Roger  
63 BOZIC, Tijana  
64 JANIK, Marian  
65 VANDERKOLFF, Helena  
66 EIDE, Phillip  
67 WOOD, Douglas Roy  
68 JOANISSE, Stephane  
69 FURSMAN, Kevin Richard  
70 LATHAM, Brian  
71 SETH, Larry William  
72 BELL, George  
EVANS, Donald  
EVANS, Caroline (Joy)  
McKAY, Vivian  
OSTER, Cynthia  
73 ASHLEY, William  
74 OLIVER, Robert Edward  
75 BARKER, Ronald  
76 EADIE, Randolph  
77 LEE, Wallace  
78 BOLGER, John Carl  
79 McINNES, James  
80 McNEIL, Edward

# 2005 Executive Summary

---

- 80 inquests were held in 2005
- 19% of the inquests conducted were discretionary
- 81% of the inquests conducted were mandatory (custody, construction and mining)
  - 49% were custody
  - 29% were construction
  - 4% were mining
- 17.5% of the inquests resulted in no recommendations
- a total of 621 recommendations were made
- on average, 77% of the organizations asked to respond, did so
- on average, each inquest in 2005 lasted 4.4 days

According to the responses received regarding recommendations:

- 42% have been implemented
- 6% will be implemented
- 15% have had alternates implemented
- 2% will have alternates implemented
- 13% are under consideration
- 2% have unresolved issues
- 4% were rejected with no specific reason given
- 2% were rejected due to flaws
- 7% did not apply to the agency assigned
- 5% received no response
- 1% received responses that could not be evaluated

- of the deaths inquested in 2005:
  - 25% were natural
  - 60 % were accidental
  - 13% were suicides
  - 3% were homicides
- 100% of the construction inquests were accidental deaths

# Introduction

---

The inquest has its origins in eleventh century England. When a body was found, a representative of the Crown had to decide five things:

- Who was the deceased?
- Where did he or she die?
- When did he or she die?
- How did he or she die?
- Who was to blame?

(NOTE: blame can no longer be assigned by inquest)

To help the “Crowner” (or “Coroner”) decide these five questions, he summoned all the men from the surrounding villages to give evidence. Later, this evolved into a jury selected to hear the evidence.

The role of the coroner has been modified over the centuries. Today in Ontario, coroners are physicians appointed to serve the communities in which they live. The duties, activities and powers of coroners are defined in the Coroners Act, 1990. This Act is the legislated authority and reference for inquests. Death investigation is a provincial jurisdiction and other provinces and territories may have different systems and legislation governing the proceedings they conduct.

## The Five Questions

There are five questions that must be answered when investigating a death:

- Who was the deceased?
- Where did the death occur?
- When did the death occur?
- How did the death occur (i.e. the medical cause)?
- By what means did the death occur?  
(i.e. the classification or manner of death)  
 (“By what means” refers to the following categories: Natural causes,  
Accident, Homicide,  
Suicide, and Undetermined)

## When an Inquest is called

There are two types of inquests: mandatory and discretionary. Mandatory inquests are conducted pursuant to legislative requirements under the Coroners Act. In 2005, deaths arising from accidents in the course of employment at construction, mining, pit or quarry sites and deaths occurring while being detained or in custody, required a mandatory inquest. In 2007, the legislation was amended to include

mandatory inquests for children who die under very specific circumstances. All other inquests are considered discretionary and may be conducted in accordance with section 20 of the Coroners Act.

There are several factors that a coroner takes into account when deciding whether to hold a discretionary inquest. For instance, the coroner must consider whether the answers to the five questions are known. The coroner may also determine whether or not it is desirable for the public to have an open and full hearing of the circumstances of a death. Additionally, an inquest allows juries to make useful recommendations to prevent other deaths in similar circumstances. This preventative function is a very important aspect of inquests because it encourages changes that will result in a safer province. Recommendations from previous inquests have resulted in changes to legislation (e.g. graduated licensing and labour laws), policy (e.g. how the police and courts administer justice), procedures (e.g. how we protect children and how safe medical practices are encouraged) and product development (e.g. safety mechanisms for motorized vehicles and other consumer goods).

There is no time limit between the date of death and the convening of an inquest.

### **What an Inquest is NOT**

An inquest is NOT an adversarial process. It is not a trial, a process for discovery, a royal commission or a campaign directed by personal or philosophical agendas. An inquest is an inquisitorial process designed to focus public attention on the circumstances of a death and it is a dispassionate public examination into the facts.

### **Verdicts and Recommendations**

The jury *must* answers the five questions: who, when, where, how and by what means. It is the jury, not the coroner or any other party involved in the inquest, who ultimately decides on the answers to those questions based on the evidence heard.

Juries may make recommendations to prevent deaths in similar circumstances. It is through the recommendations made by coroner's juries that significant changes are made to improve the safety and quality of life in Ontario. In some inquests, the jury may not feel that any recommendations are necessary.

Organizations and agencies that are asked to address inquest recommendations suggested by the jury are under no legal obligation to implement recommendations and may choose not to respond. Most organizations and agencies however, recognize the valuable and important contribution of jury-suggested recommendations and as a result, the majority of recommendations receive some manner of formal acknowledgement or response. The high response rate to recommendations is a credit to the integrity and effectiveness of the inquest jury process.



## Method for Distributing Inquest Recommendations

The presiding inquest coroner encourages the jury to submit their recommendations grouped under the headings which reflect the agency, ministry, organization or entity to which the recommendation should be directed. Inquest staff at the Office of the Chief Coroner review and distribute the recommendations to agencies, ministries and organizations identified by the juries, together with a covering letter requesting the respondent to inform the Office of the Chief Coroner regarding the implementation of recommendations.

For inquests taking place in 2005, organizations and agencies were given one year from the time the recommendations were distributed, to respond. After the one-year period, a final report on each inquest was prepared. For inquests taking place in 2006 and onwards, the Office of the Chief Coroner amended its procedures in order to encourage response within one year from the actual completion of the inquest.

## Evaluation of Responses

Organizations and agencies asked to respond to recommendations are given the opportunity to evaluate their own responses based on the codes listed below. Responses that are not “self-analyzed”, are reviewed by staff at the Office of the Chief Coroner and assigned appropriate response codes.

Responses to jury recommendations are evaluated according to the following codes:

Response Code	Explanation
1	Recommendation has been implemented.
1A	Recommendation will be implemented.
1B	Alternative recommendation has been implemented.
1C	Alternative recommendation will be implemented.
2	The recommendation is under consideration.
3	There are unresolved issues with the recommendation that need to be addressed.
4	The recommendation is rejected.
4A	The recommendation is rejected due to flaws.
4B	The recommendation is rejected due to lack of resources.
5	The recommendation did not apply to the agency assigned.
6	There was no response to the recommendation.
7	The response could not be evaluated (e.g.: response was vague, response did not address stated recommendation, etc.)

## **Comments on Report 2005**

Comments regarding this report may be submitted to:

Ms. Kathy Kerr  
Executive Officer, Inquests and Special Projects  
Office of the Chief Coroner  
26 Grenville Street  
Toronto, Ontario  
M7A 2G9

[Kathy.M.Kerr@ontario.ca](mailto:Kathy.M.Kerr@ontario.ca)

**Additional Copies of this report may be accessed online at:**

[http://www.mcscs.jus.gov.on.ca/english/pub\\_safety/office\\_coroner/about\\_coroner.html](http://www.mcscs.jus.gov.on.ca/english/pub_safety/office_coroner/about_coroner.html)

# COMPREHENSIVE REPORT ON 2005 INQUESTS

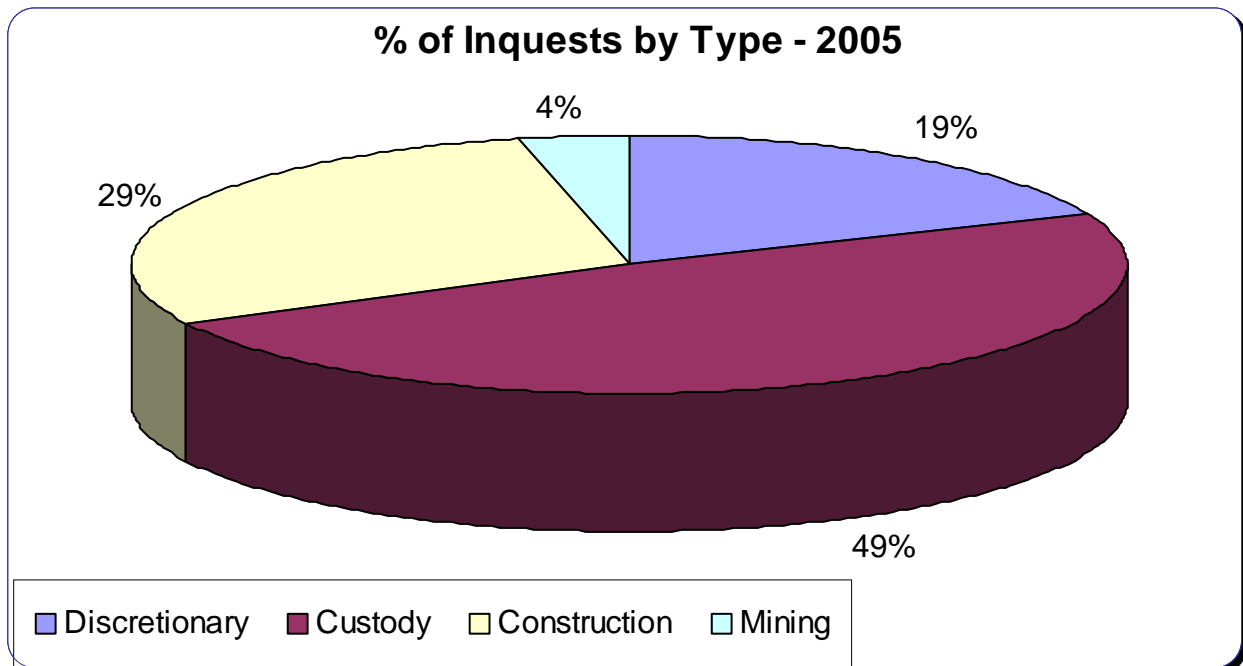
Inquest #	Name	# Recs	Inquest Type	By What Means	# Days	# Orgs. Asked to Resp.	% Resp	Response Code												
								1	1A	1B	1C	2	3	4	4A	4B	5	6	7	
1	MCKINNEY, Jonathon	7	Const	A	2	2	100	4	1										2	
2	MONAHAN, Larry and WEST, Kenneth	8	Const	A	3	10	70	3	1	2										2
3	BEGIN, Richard	1	Const	A	1	1	100			1										
4	COOMBS, Thomas and WAGG, Jason	5	Const	A	5	9	56	3					1							1
5	CASWELL, Moira	13	Disc	A	7	8	63	11	1										1	
6	MILLER, Garry Clifton	0	Cust	N	1	0	n/a													
7	PAIANO, Antonio	1	Const	A	2	1	100			1										
8	JOLIN, Guy	2	Mining	A	2	4	25		1	1										
9	BARRETT, Kenneth Charles	5	Const	A	3	7	71	2						1					1	1
10	SMYTH, James Edwin	7	Const	A	2	5	40	2		4			1							
11	YENSEN, Jeffrey	0	Cust	N	1	0	n/a													
12	SPARKS, Roger	0	Cust	N	1	0	n/a													
13	K, M. (youth)	11	Cust	S	6	1	0													11
14	REID, Percy	7	Const	A	3	3	100			4			1						2	
15	DIPLOCK, Drew Emerson	3	Cust	S	1	1	100	2					1							
16	BLAIS, Denis	20	Disc	S	12	6	67	8	1	2			1						1	7
17	LAVASSEUR, Albert J.	0	Cust	N	1	0	n/a													
18	CLEMENT, James and Ryan	11	Const	A	4	1	100	8							1	2				
19	BLENTZAS, Nicholas	3	Cust	A	6	2	100	3												
20	BAKER, Cyril	1	Const	A	2	1	100												1	
21	COASTER, Kenneth Terry	10	Cust	S	3	3	100	7	2	1										
22	DAVIDSON, William S.	5	Cust	A	9	6	83	2		1				1						1
23	HANNAN, Michael	16	Disc	A	4	8	88	8		1			3						1	3
24	FAUSTINI, Paolo	6	Const	A	3	2	100	5											1	
25	FAIRSERVICE, Terry	12	Mining	A	3	1	100	5	5				1				1			
26	BISSCHOPS, Robert L.	12	Cust	A	5	4	75	6	1	1			1	3						
27	BOREA, Ernesto Joseph	0	Cust	A	2	0	n/a													
28	BENJAMIN, Troy	8	Cust	N	5	1	100	4	1		1							2		
29	EL-ROUBI, Esseldine and LOPEZ, Pedro	85	Disc	H	34	5	100	15	8	15	6	29	1	4	7					
30	NAKIC, Tamara	8	Disc	N	10	2	100	2	3				1						2	
31	TALLON, Daniel Maurice	3	Cust	S	2	1	100		1				2							
32	MEERE, Arthur Ernest	0	Cust	N	1	0	n/a													
33	TOPEY, Negus Tafari	14	Cust	N	11	5	100	3	1	1			3						5	1
34	HAWKINS, Richard	9	Const	A	3	7	57	4	1	1									3	
35	BLANCHETTE, Yvan	8	Cust	A	3	1	100	6							2					
36	WHETHAM, John	4	Const	A	1	4	75	1	1				1						1	

Cust = custody	Const = construction	Disc = discretionary
N = natural	A = accident	S = suicide
	H = homicide	U = undetermined

Inquest #	Name	# Recs	Inquest Type	By What Means	# Days	# Orgs. Asked to Resp.	% Resp	Response Code															
								1	1A	1B	1C	2	3	4	4A	4B	5	6	7				
37	LAMONDAY, Peter	17	Cust	A	10	10	80	8		2	1	3	1							2			
38	SPURN, Gary, O.	10	Cust	A	3	11	82	4		3					2				1				
39	PREVOST, Andre	1	Const	A	2	1	100	1															
40	MARTIN, Alfred	8	Cust	H	5	1	100	4	1							3							
41	LATIMER, Sabrina	19	Disc	A	7	5	80	11	1	1	1	1	2	2									
42	EFFORD, David	5	Const	A	2	3	100	4		1													
43	ANWAR, Najib	4	Cust	N	1	1	100	2							2								
44	BREDESEN, David N.	3	Const	A	3	3	100	3															
45	HOFFMAN, Victor	0	Cust	N	1	0	n/a																
46	VOSS, Steven Allan	13	Cust	S	4	2	50	8	1	3									1				
47	HAUGHTON, Dwight	5	Cust	A	5	3	100	1		1		3											
48	MOGENCY, Craig James	3	Cust	A	2	1	100	2		1													
49	KENNEDY, Todd	3	Cust	S	3	1	100	3															
50	HENDERSON, John Charles	8	Const	A	4	5	40	4		1					1				1	1			
51	WELSH, Chapen	6	Disc	A	2	3	100	2				4											
52	ROESTAD, John	0	Cust	N	1	0	n/a																
53	FRENKEL, Kurt Alfred	2	Cust	A	2	1	100	1		1													
54	RANDHAWA, Paramjit	7	Const	A	3	4	50	3				1	1	1						1			
55	PAIEMENT, Jerry	0	Cust	N	1	0	n/a																
56	ROESLER, David	9	Disc	A	3	3	67	4		4										1			
57	COOPER, Tyler	18	Disc	A	7	2	100	14		3									1				
58	McKNIGHT, Robert	0	Cust	S	1	0	n/a																
59	STREET, Tom	8	Const	A	8	6	83	2	3			1							2				
60	TEMPLE-MEDHURST, Mitchell	19	Disc	A	7	8	88	16		1		1									1		
61	LAUZON, Albert	0	Cust	N	1	0	n/a																
62	WHISSELLE, Roger	2	Disc	N	5	1	100	2															
63	BOZIC, Tijana	10	Disc	A	10	9	67	2		4	1	2							1				
64	JANIK, Marian	6	Const	A	3	2	50			6													
65	VANDERKOLFF, Helena	22	Disc	N	9	9	67	3		12			1						5		1		
66	EIDE, Phillip	0	Cust	N	2	0	n/a																
67	WOOD, Douglas Roy	2	Const	A	2	1	100			1				1									
68	JOANISSE, Stephane	7	Mining	A	2	2	50					7											
69	FURSMAN, Kevin Richard	3	Cust	N	6	1	100	2											1				
70	LATHAM, Brian	1	Cust	N	1	1	100							1									
71	SETH, Larry William	0	Cust	N	1	0	n/a																
72	BELL, George EVANS, Donald EVANS, Caroline (Joy) McKAY, Vivian OSTER, Cynthia	44	Disc	A	20	18	61	19	2	9	3	6		1					3	1			
73	ASHLEY, William	8	Const	A	13	6	83	6				2											
74	OLIVER, Robert Edward	14	Cust	A	3	1	100	4		5		2		3									
75	BARKER, Ronald	4	Cust	S	1	1	100	1						3									
76	EADIE, Randolph	5	Const	A	2	7	100	3					1						1				
77	LEE, Wallace	7	Disc	A	5	6	50												7				
78	BOLGER, John Carl	3	Cust	S	7	3	100	1	2														
79	McINNES, James	0	Cust	N	1	0	n/a																
80	McNEIL, Edward	10	Cust	A	7	6	67	5				2	1							2			
<b>Total</b>		<b>621</b>			<b>352</b>	<b>22</b>		<b>259</b>	<b>39</b>	<b>95</b>	<b>13</b>	<b>81</b>	<b>13</b>	<b>27</b>	<b>12</b>	<b>0</b>	<b>45</b>	<b>30</b>	<b>7</b>				
<b>Percentage of Total Response Codes</b>								<b>41.7</b>	<b>6.3</b>	<b>15.3</b>	<b>2.1</b>	<b>13.0</b>	<b>2.1</b>	<b>4.3</b>	<b>1.9</b>	<b>0.0</b>	<b>7.2</b>	<b>4.8</b>	<b>1.1</b>				

## SUMMARY OF INQUESTS (2005) BASED ON TYPE OF INQUEST

Type	Total # of Recs	% of Total Recs	Total # of Inquests	% of Total Inquests	Avg # of Recs per Inquest	Avg % Response Rate*	Total # of Days in Inquest	Avg # of Days in Inquest
Discretionary	298	48	15	19	19.9	79.9	142	9.5
Custody	177	29	39	49	4.5	89.5	127	3.3
Construction	125	20	23	29	5.4	79.1	76	3.3
Mining	21	3	3	4	7.0	58.3	7	2.3
<b>Total</b>	<b>621</b>		<b>80</b>		<b>7.8</b>		<b>352</b>	<b>4.4</b>



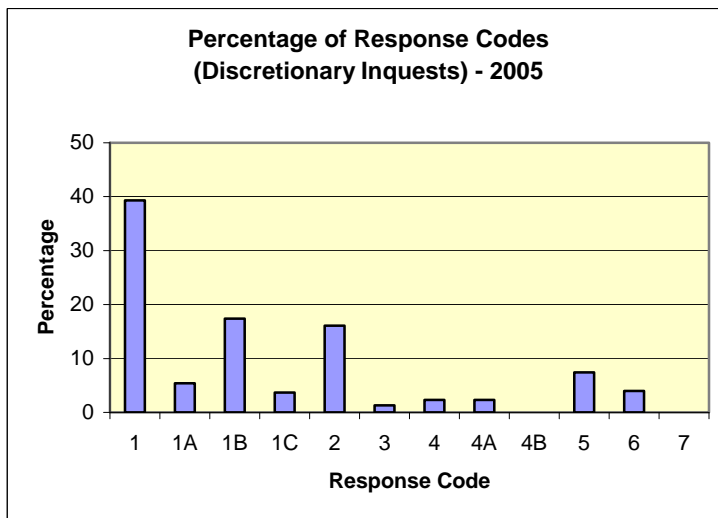
# SUMMARY – DISCRETIONARY INQUESTS

## 2005

### Inquest Type: Discretionary

Inquest #	Name	# Recs	Inquest Type	By What Means	# Days	# Orgs. Asked to Resp.	% Resp.	Response Code														
								1	1A	1B	1C	2	3	4	4A	4B	5	6	7			
5	CASWELL, Moira	13	Disc	A	7	8	63	11	1											1		
16	BLAIS, Denis	20	Disc	S	12	6	67	8	1	2				1							1	7
23	HANNAN, Michael	16	Disc	A	4	8	88	8		1				3							1	3
29	EL-ROUBI, Esseldine and LOPEZ, Pedro	85	Disc	H	34	5	100	15	8	15	6			29	1	4	7					
30	NAKIC, Tamara	8	Disc	N	10	2	100	2	3					1							2	
41	LATIMER, Sabrina	19	Disc	A	7	5	80	11	1	1	1			1	2	2						
51	WELSH, Chapen	6	Disc	A	2	3	100	2						4								
56	ROESLER, David	9	Disc	A	3	3	67	4		4												1
57	COOPER, Tyler	18	Disc	A	7	2	100	14		3											1	
60	TEMPLE-MEDHURST, Mitch	19	Disc	A	7	8	88	16		1				1								1
62	WHISSELLE, Roger	2	Disc	N	5	1	100	2														
63	BOZIC, Tijana	10	Disc	A	10	9	67	2		4	1			2							1	
65	VANDERKOLFF, Helena	22	Disc	N	9	9	67	3		12					1						5	1
72	BELL, George EVANS, Donald EVANS, Caroline (Joy) McKAY, Vivian	44	Disc	A	20	18	61	19	2	9	3			6		1					3	1
77	LEE, Wallace	7	Disc	A	5	6	50														7	
<b>TOTAL</b>		<b>298</b>			<b>142</b>		<b>79.87</b>	<b>117</b>	<b>16</b>	<b>52</b>	<b>11</b>	<b>48</b>	<b>4</b>	<b>7</b>	<b>7</b>	<b>0</b>	<b>22</b>	<b>12</b>	<b>2</b>			
							%	<b>39.3</b>	<b>5.4</b>	<b>17.4</b>	<b>3.7</b>	<b>16.1</b>	<b>1.3</b>	<b>2.3</b>	<b>2.3</b>	<b>0.0</b>	<b>7.4</b>	<b>4.0</b>	<b>0.0</b>			

Total number of Discretionary Inq 15

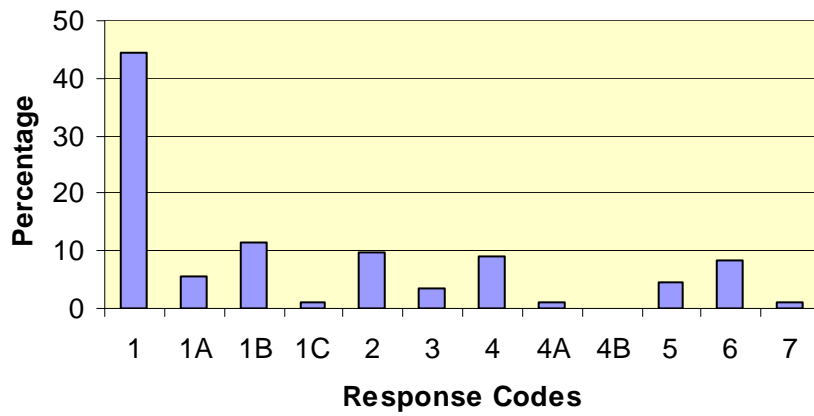


**Response Code Legend:**

- |                                    |                        |                                   |                                      |
|------------------------------------|------------------------|-----------------------------------|--------------------------------------|
| 1 Has Been Implemented             | 1A Will be Implemented | 1B Alternate has been Implemented | 1C Alternate will be Implemented     |
| 2 Under consideration              | 3 Unresolved Issues    | 4 Rejected                        | 4A Rejected due to flaws             |
| 5 Did not apply to Agency Assigned | 6 No response          | 7 Unable to Evaluate              | 4B Rejected due to lack of Resources |



### Percentage of Response Codes Mandatory Custody Inquests - 2005





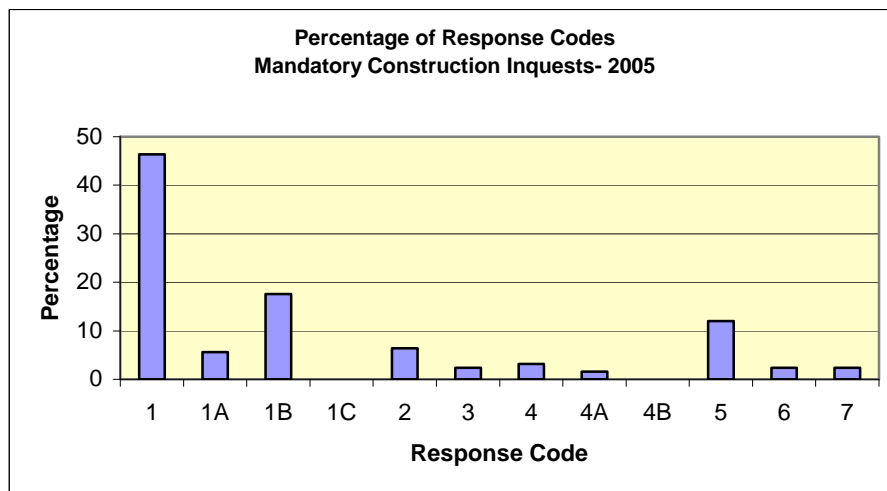
# SUMMARY – MANDATORY CONSTRUCTION INQUESTS

## 2005

### Inquest Type: Construction (Mandatory)

Inquest #	Name	# Recs	Inquest Type	By What Means	# Days	# Orgs. Asked to Resp.	% Resp.	Response Code															
								1	1A	1B	1C	2	3	4	4A	4B	5	6	7				
1	McKINNEY, Jonathon	7	Const	A	2	2	100	4	1													2	
2	MONAHAN, Larry and WEST, Kenneth	8	Const	A	3	10	70	3	1	2													2
3	BEGIN, Richard	1	Const	A	1	1	100			1													
4	COOMBS, Thomas and WAGG, Jason	5	Const	A	5			3						1									1
7	PAIANO, Antonio	1	Const	A	2	1	100			1													
9	BARRETT, Kenneth Charles	5	Const	A	3	7	71	2							1							1	1
10	SMYTH, James Edwin	7	Const	A	2	5	40	2		4				1									
14	REID, Percy	7	Const	A	3	3	100			4				1								2	
18	CLEMENT, James and Ryan	11	Const	A	4	1	100	8									1	2					
20	BAKER, Cyril	1	Const	A	2	1	100															1	
24	FAUSTINI, Paolo	6	Const	A	3	2	100	5														1	
34	HAWKINS, Richard	9	Const	A	3	7	57	4	1	1												3	
36	WHETHAM, John	4	Const	A	1	4	75	1	1					1								1	
39	PREVOST, Andre	1	Const	A	2	1	100	1															
42	EFFORD, David	5	Const	A	2	3	100	4		1													
44	BREDESEN, David N.	3	Const	A	3	3	100	3															
50	HENDERSON, John Charles	8	Const	A	4	5	40	4		1						1					1	1	
54	RANDHAWA, Paramjit	7	Const	A	3	4	50	3						1	1	1						1	
59	STREET, Tom	8	Const	A	8	6	83	2	3					1								2	
64	JANIK, Marian	6	Const	A	3	2	50			6													
67	WOOD, Douglas Roy	2	Const	A	2	1	100			1						1							
73	ASHLEY, William	8	Const	A	13	6	83	6						2									
76	EADIE, Randolph	5	Const	A	2	7	100	3							1							1	
<b>Total</b>		<b>125</b>				<b>76</b>		<b>79.09</b>	<b>58</b>	<b>7</b>	<b>22</b>	<b>0</b>	<b>8</b>	<b>3</b>	<b>4</b>	<b>2</b>	<b>0</b>	<b>15</b>	<b>3</b>	<b>3</b>			
								<b>%</b>	<b>46.4</b>	<b>5.6</b>	<b>17.6</b>	<b>0.0</b>	<b>6.4</b>	<b>2.4</b>	<b>3.2</b>	<b>1.6</b>	<b>0.0</b>	<b>12.0</b>	<b>2.4</b>	<b>2.4</b>			

Total number of Mandatory Construction Inquests 23

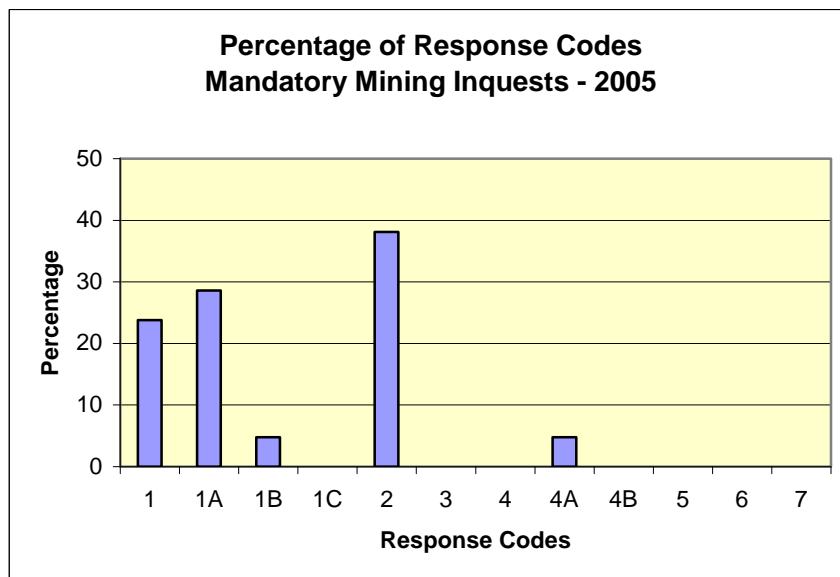


# SUMMARY – MANDATORY MINING INQUESTS 2005

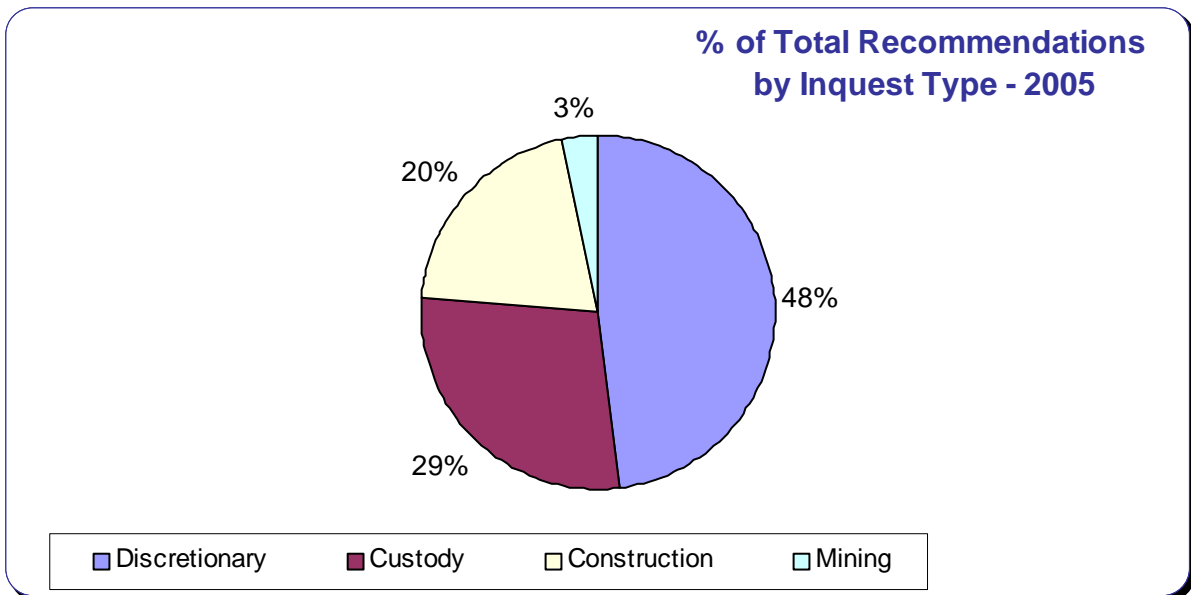
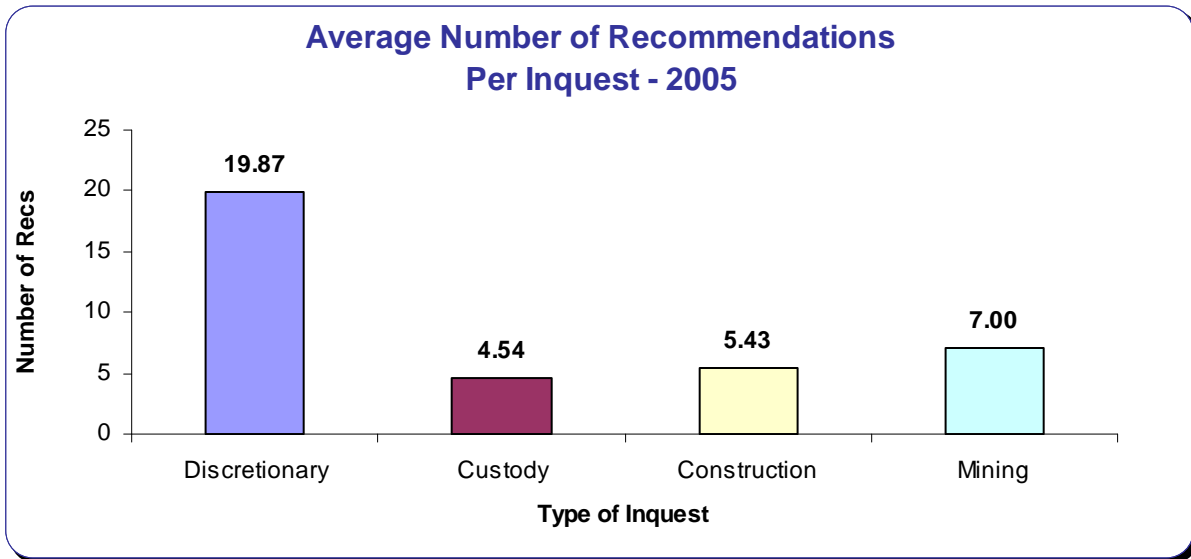
## Inquest Type: Mining (Mandatory)

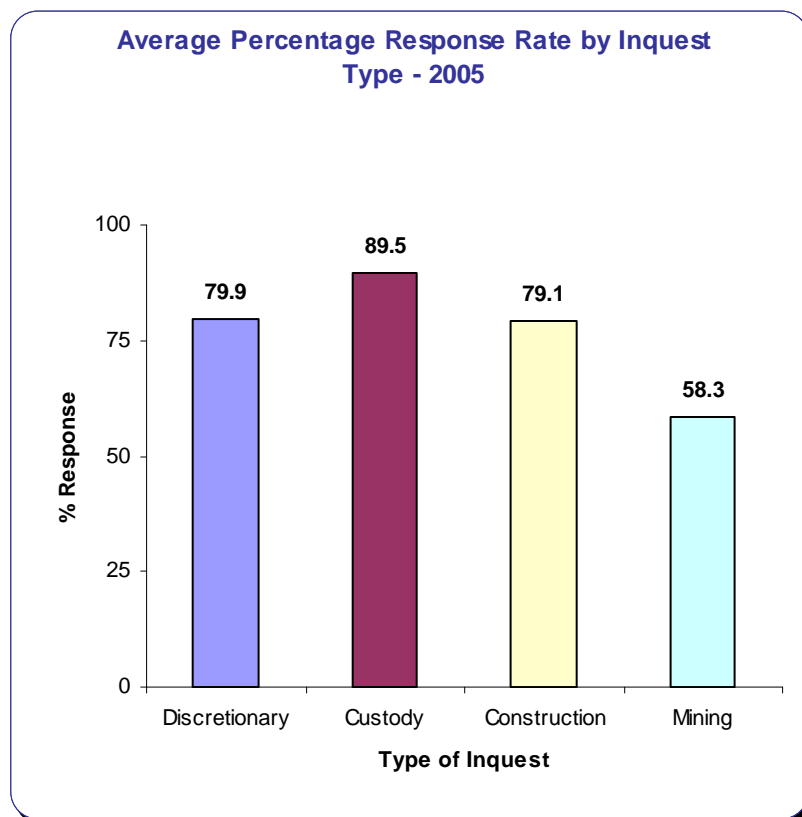
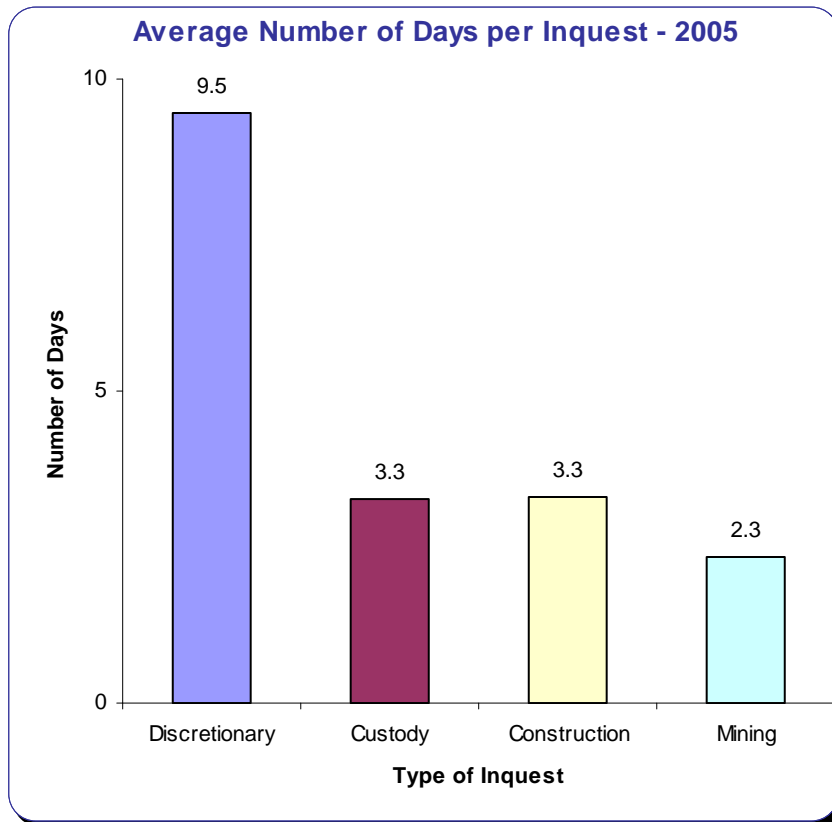
Inquest #	Name	# Recs	Inquest Type	By What Means	# Days	# Orgs. Asked to Resp.	% Resp.	1	1A	1B	1C	2	3	4	4A	4B	5	6	7
8	JOLIN, Guy	2	Mining	A	2	4	25		1	1									
25	FAIRSERVICE, Terry	12	Mining	A	3	1	100	5	5			1			1				
68	JOANISSE, Stephane	7	Mining	A	2	2	50					7							
<b>Total</b>		<b>21</b>			<b>7</b>		<b>58.3</b>	<b>5</b>	<b>6</b>	<b>1</b>	<b>0</b>	<b>8</b>	<b>0</b>	<b>0</b>	<b>1</b>	<b>0</b>	<b>0</b>	<b>0</b>	<b>0</b>
							<b>%</b>	<b>23.8</b>	<b>28.6</b>	<b>4.8</b>	<b>0.0</b>	<b>38.1</b>	<b>0.0</b>	<b>0.0</b>	<b>4.8</b>	<b>0.0</b>	<b>0.0</b>	<b>0.0</b>	<b>0.0</b>

Total number of Mandatory Mining Inquest 3



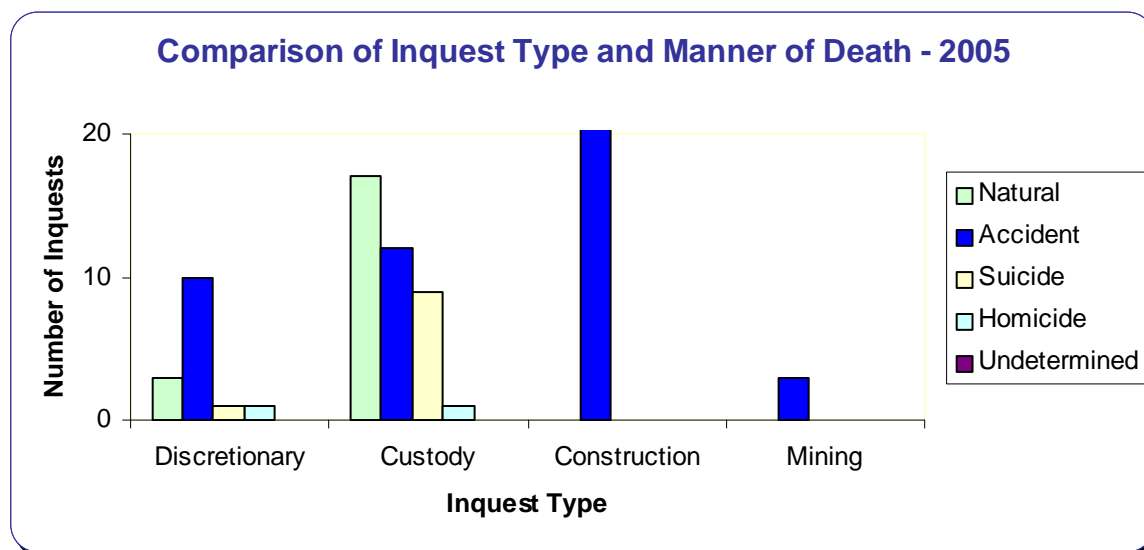
# SUMMARY OF INQUESTS – 2005



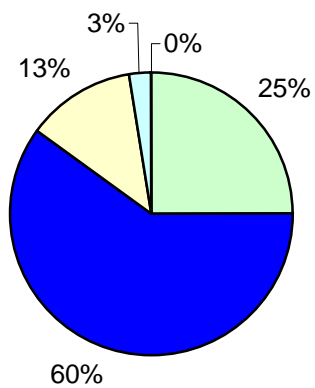


## COMPARISON OF INQUEST TYPE AND MANNER OF DEATH FOR 2005 INQUESTS

Type of Inquest	By What Means (Number of Inquests)					TOTAL
	Natural	Accident	Suicide	Homicide	Undetermined	
Discretionary	3	10	1	1		15
Mandatory - Custody	17	12	9	1		39
Mandatory - Construction		23				23
Mandatory - Mining		3				3
<b>Totals</b>	<b>20</b>	<b>48</b>	<b>10</b>	<b>2</b>	<b>0</b>	<b>80</b>
<b>% of Total</b>	<b>25</b>	<b>60</b>	<b>13</b>	<b>3</b>	<b>0</b>	



**% of Inquests based on Manner of Death - 2005**



- Natural
- Accident
- Suicide
- Homicide
- Undetermined

## 2005 INQUESTS WITH NO RECOMMENDATIONS

---

Inquest #	Name	Inquest Type	By What Means
6	MILLER, Garry Clifton	Cust	N
11	YENSEN, Jeffrey	Cust	N
12	SPARKS, Roger	Cust	N
17	LAVASSEUR, Albert	Cust	N
27	BOREA, Ernesto J	Cust	A
32	MEERE, Arthur E	Cust	N
45	HOFFMAN, Victor	Cust	N
52	ROESTAD, John	Cust	N
55	PAIEMENT, Jerry	Cust	N
58	McKNIGHT, Robert	Cust	S
61	LAUZON, Albert	Cust	N
66	EIDE, Phillip	Cust	N
71	SETH, Larry William	Cust	N
79	McINNES, James	Cust	N

**Total number of inquests with no recommendations: 14**

**% of total inquests in 2005 with no recommendations: 17.5%**

### Manner of death for inquests with no recommendations

Inquest Type	By What Means					Total
	Accidental	Homicide	Natural	Suicide	Undet	
Custody	1	0	12	1	0	14

# HISTORICAL ANALYSIS OF INQUESTS

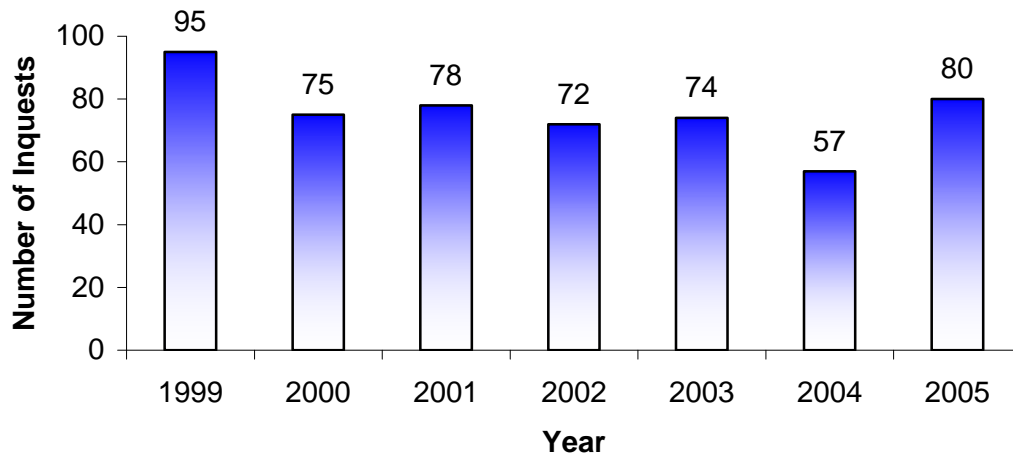
## 1999-2005

	1999	2000	2001	2002	2003	2004	2005
Total Number of Inquests	95	75	78	72	74	57	80
Number of Construction Inquests (Mandatory)	14 (14%)	12 (16%)	12 (15%)	13 (18%)	20 (27%)	12 (21%)	23 (29%)
Number of Custody Inquests (Mandatory)	50 (53%)	40 (53%)	40 (52%)	40 (56%)	41 (55%)	29 (51%)	39 (49%)
Number of Mining Inquests (Mandatory)	5 (5%)	5 (7%)	3 (4%)	1 (1%)	6 (8%)	5 (9%)	3 (4%)
Total Number of Mandatory Inquests	69 (72%)	57 (76%)	55 (71%)	54 (75%)	67 (91%)	46 (81%)	65 (81%)
Total number of Discretionary Inquests	26 (28%)	18 (24%)	23 (29%)	18 (25%)	7 (9%)	11 (19%)	15 (19%)

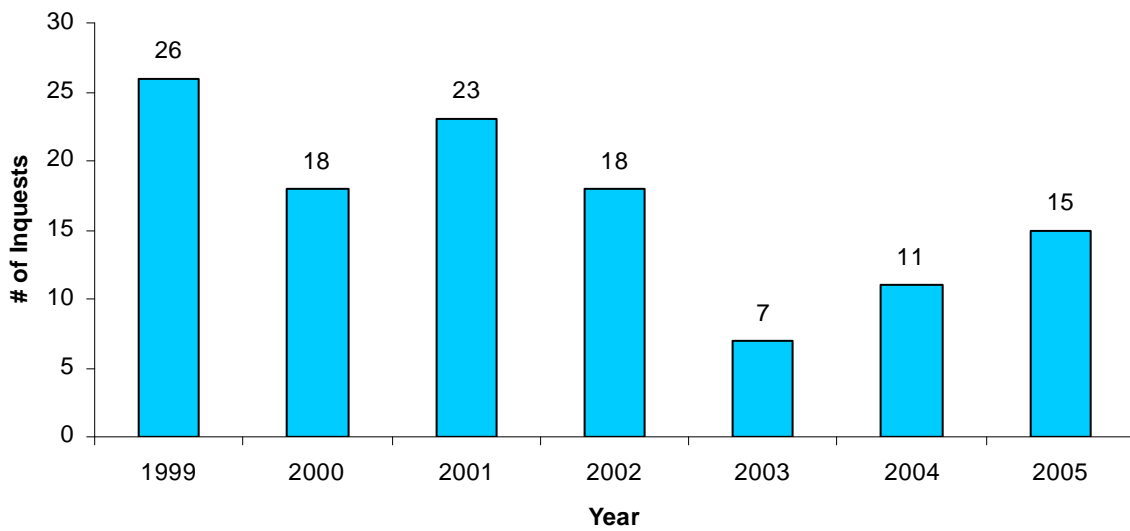
- NOTE: Percentages may not equal 100 due to rounding off.

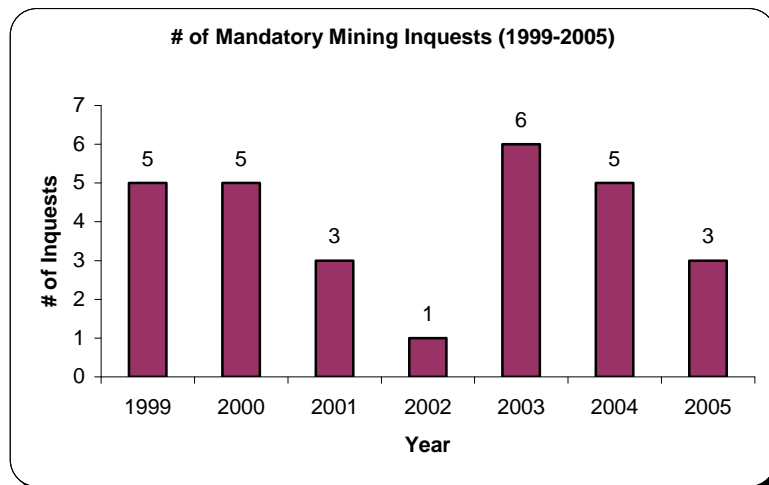
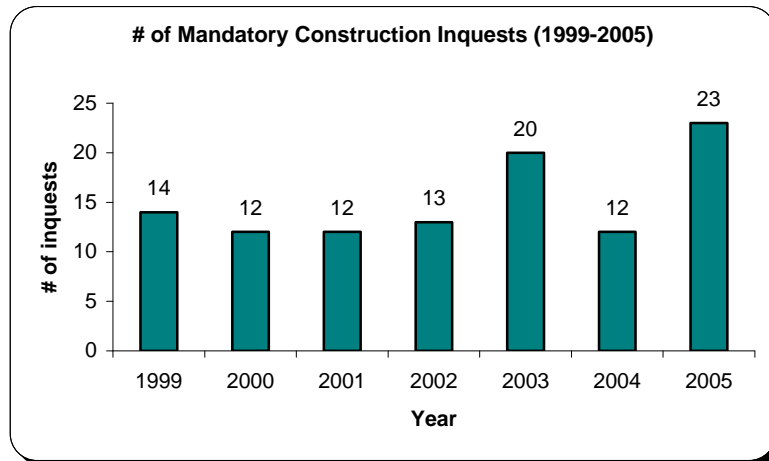
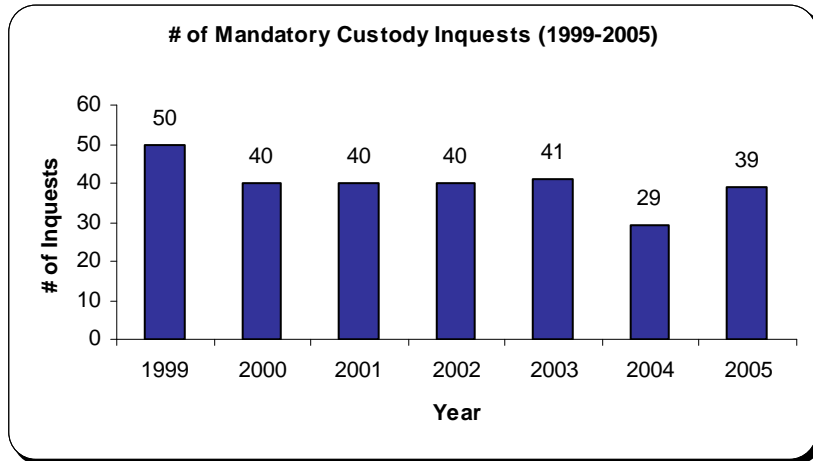


**Total Number of Inquests Per Year (1999-2005)**



**# of Discretionary Inquests (1999-2005)**

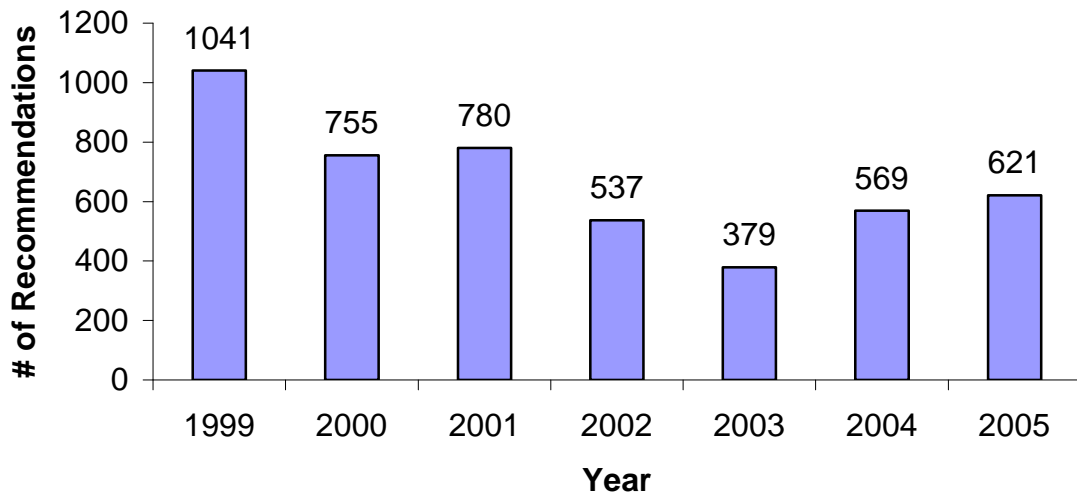




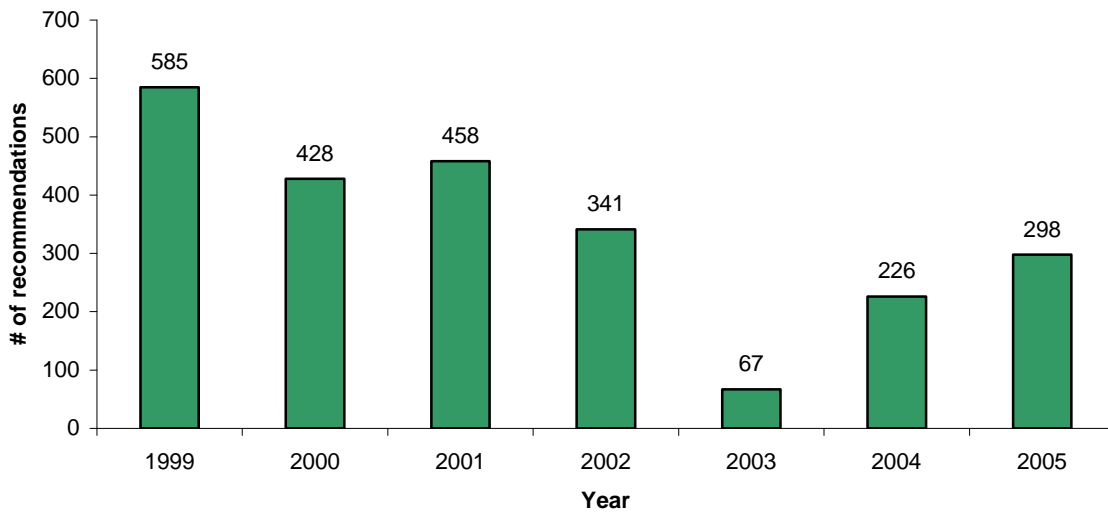
# AVERAGE NUMBER OF RECOMMENDATIONS BASED ON TYPE OF INQUEST 1999-2005

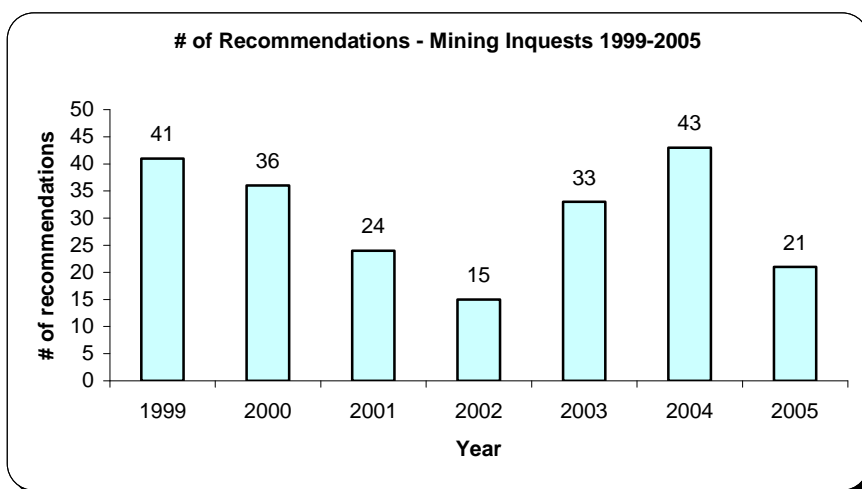
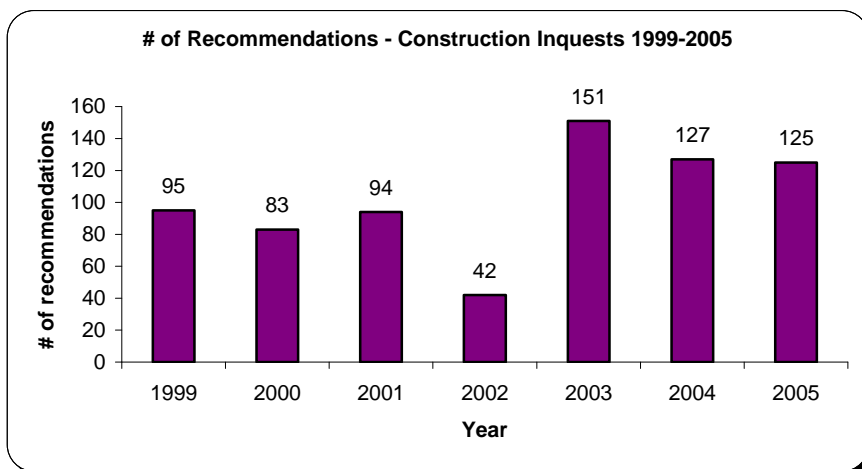
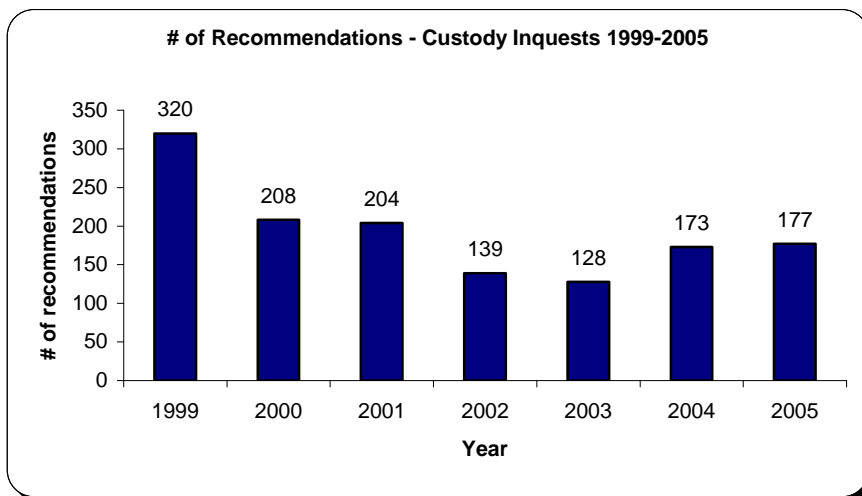
	1999	2000	2001	2002	2003	2004	2005
Total number of inquests per year	95	75	78	72	74	57	80
Total number of recommendations per year	1042	755	780	537	379	569	621
<b>Average number of recommendations per inquest</b>	<b>11.0</b>	<b>10.1</b>	<b>10.0</b>	<b>7.5</b>	<b>5.1</b>	<b>10.0</b>	<b>7.8</b>
<b>Recommendations based on type of Inquest:</b>							
# of discretionary inquests	26	18	23	18	7	11	15
# of recommendations from discretionary inquests		428	458	341	67	226	298
<b>Average number of recommendations from discretionary inquests</b>		<b>23.8</b>	<b>19.9</b>	<b>18.9</b>	<b>9.6</b>	<b>20.5</b>	<b>19.9</b>
# of mandatory inquests (custody, construction and mining)	69	57	55	54	67	46	65
# of recommendations from all mandatory inquests		327	322	196	312	343	323
<b>Average number of recommendations for all mandatory inquests</b>		<b>5.7</b>	<b>5.9</b>	<b>3.6</b>	<b>4.7</b>	<b>7.5</b>	<b>5.0</b>
# of mandatory custody inquests	50	40	40	40	41	29	39
# of recommendations from mandatory custody inquests		83	94	42	151	173	177
<b>Average number of recommendations from mandatory custody inquests</b>		<b>2.1</b>	<b>2.4</b>	<b>1.1</b>	<b>3.7</b>	<b>6.0</b>	<b>4.5</b>
# of mandatory construction inquests	14	12	12	13	20	12	23
# of recommendations from mandatory construction inquests		83	94	42	151	127	125
<b>Average number of recommendations from mandatory construction inquests</b>		<b>6.9</b>	<b>7.8</b>	<b>3.2</b>	<b>7.6</b>	<b>10.6</b>	<b>5.4</b>
# of mandatory mining inquests	5	5	3	1	6	5	3
# of recommendations from mandatory mining inquests		36	24	15	33	43	21
<b>Average number of recommendations from mandatory mining inquests</b>		<b>7.2</b>	<b>8</b>	<b>15</b>	<b>5.5</b>	<b>8.6</b>	<b>7.0</b>

**Total Number of Recommendations (1999-2005)**



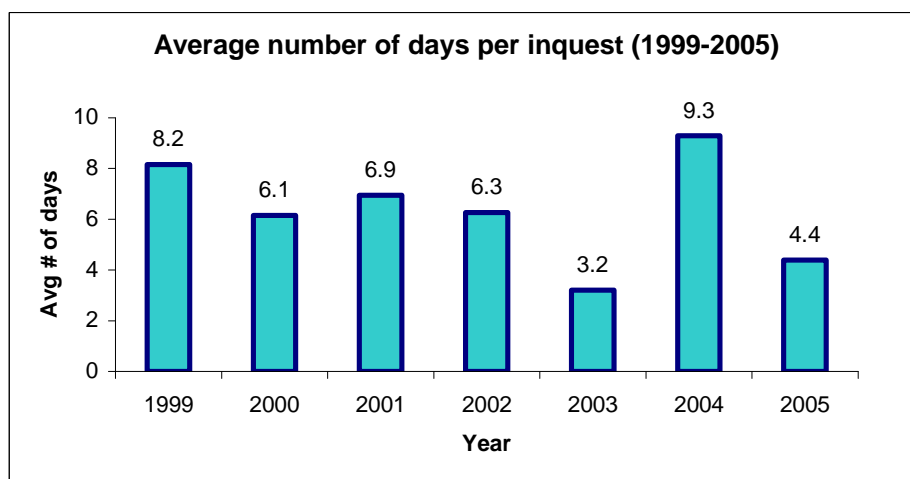
**# of Recommendations - Discretionary Inquests 1999-2005**





# AVERAGE NUMBER OF DAYS PER INQUEST 1999-2005

	1999	2000	2001	2002	2003	2004	2005
Total number of inquests per year	95	75	78	72	74	57	80
Total number of days spent in inquest	775	461	542	451	237	530	352
<b>Average number of days per inquest</b>	<b>8.2</b>	<b>6.1</b>	<b>6.9</b>	<b>6.3</b>	<b>3.2</b>	<b>9.3</b>	<b>4.4</b>
Number of discretionary inquests	26	18	23	18	7	11	15
Number of days in discretionary inquests	357	276	388	313	79	258	142
<b>Average number of days in inquest - discretionary</b>	<b>13.7</b>	<b>15.3</b>	<b>16.9</b>	<b>17.4</b>	<b>11.3</b>	<b>23.5</b>	<b>9.5</b>
Number of mandatory inquests (total)	69	57	55	54	67	46	65
Number of days in mandatory inquests	418	185	153	138	158	272	210
<b>Average number of days in inquest - all mandatory</b>	<b>6.1</b>	<b>3.2</b>	<b>2.8</b>	<b>2.6</b>	<b>2.4</b>	<b>5.9</b>	<b>3.2</b>
Number of mandatory inquests - custody	50	40	40	40	41	29	39
Number of days in mandatory inquests - custody	366	138	103	101	74	164	127
<b>Average number of days in inquest - custody</b>	<b>7.3</b>	<b>3.5</b>	<b>2.6</b>	<b>2.5</b>	<b>1.8</b>	<b>5.7</b>	<b>3.3</b>
Number of mandatory inquests - construction	14	12	12	13	20	12	23
Number of days in mandatory inquests - construction	42	35	45	33	65	94	76
<b>Average number of days in inquest - construction</b>	<b>3.0</b>	<b>2.9</b>	<b>3.8</b>	<b>2.5</b>	<b>3.3</b>	<b>7.8</b>	<b>3.3</b>
Number of mandatory inquests - mining	5	5	3	1	6	5	3
Number of days in mandatory inquests - mining	10	12	6	4	19	14	7
<b>Average number of days in inquest - mining</b>	<b>2</b>	<b>2.4</b>	<b>2.0</b>	<b>4.0</b>	<b>3.2</b>	<b>2.8</b>	<b>2.3</b>



# IMPLEMENTATION OF RECOMMENDATIONS 1999 - 2005

	1999	2000	2001	2002	2003	2004	2005
# of recommendations implemented (code 1)	554 (53%)	402 (53%)	376 (48.2%)	178 (33%)	108 (28.5%)	227 (40%)	259 (41.7%)
# of recommendations that will be implemented (code 1A)	n/a	35 (5%)	30 (3.8%)	52 (9.7%)	21 (5.5%)	57 (10%)	39 (6.3%)
# of recommendations with alternates implemented (code 1B)	160 (15%)	115 (15%)	153 (19.6%)	79 (14.7%)	89 (23.5%)	75 (13%)	95 (15.3%)
# of recommendations with alternates that will be implemented (code 1C)	n/a	9 (1%)	5 (.6%)	81 (15.1%)	11 (2.9%)	14 (2.4%)	13 (2.1%)
Total number of recommendations that have been, or will be implemented, or have or will have alternates implemented (1, 1A, 1B, 1C)	n/a	561 (74.3%)	564 (72.3%)	342 (63.7%)	229 (60.4%)	377 (66%)	406 (65.4%)
<b>Discretionary Inquests</b>	n/a	n/a	369 (65%)	219 (64%)	41 (18%)	141 (37%)	196 (48%)
<b>Mandatory Inquests (total)</b>	n/a	n/a	195 (35%)	123 (36%)	186 (81%)	236 (63%)	210 (52%)
<i>Custody</i>	n/a	n/a	106 (19%)	84 (25%)	58 (25%)	124 (33%)	111 (27%)
<i>Construction</i>	n/a	n/a	70 (12%)	28 (8%)	101 (44%)	84 (22%)	87 (21%)
<i>Mining</i>	n/a	n/a	19 (4%)	11 (3%)	27 (12%)	28 (7%)	12 (3%)

\* NOTE: Percentages may not equal 100 due to rounding off.

	1999	2000	2001	2002	2003	2004	2005
# of recommendations under consideration	84 (8%)	70 (9%)	45 (5.77%)	71 (13.2)	42 (11.1%)	92 (16%)	81 (13%)
# of recommendations with unresolved issues	11 (1%)	1 (1%)	10 (1.28%)	21 (3.9%)	9 (2.4%)	9 (1.6%)	13 (2.1%)
# of recommendation rejected (no specified reason)	40 (4%)	24 (3%)	19 (2.44%)	34 (6.3%)	18 (4.7%)	23 (4%)	27 (4.3)
# of recommendations rejected due to flaws	14 (1%)	6 (1%)	12 (1.54%)	5 (.9%)	3 (.8%)	4 (.7%)	12 (1.9)
# of recommendations rejected due to lack of resources	4 (1%)	0 (0%)	2 (.26%)	0 (0%)	0 (0%)	0 (0%)	0 (0%)
# of recommendations that did not apply to agency assigned	74 (7%)	23 (3%)	18 (2.31%)	15 (2.8%)	16 (4.2%)	22 (3.9%)	45 (7.2%)
# of recommendations that did not receive a response	92 (9%)	53 (7%)	110 (14.1%)	39 (7.3)	34 (9%)	34 (6.0)	30 (4.8%)
# of recommendations that could not be evaluated	9 (1%)	7 (1%)	0 (0%)	10 (1.9%)	28 (7.4%)	10 (1.8%)	7 (1.1%)

\* NOTE: Percentages may not equal 100 due to rounding off.



	1999	2000	2001	2002	2003	2004	2005
<b>Total</b> number of Inquests with NO recommendations (% of <i>total</i> inquests)	n/a	n/a	21 (27%)	15 (21%)	26 (35%)	9 (16%)	14 (17.5%)
Discretionary Inquests with no recommendations (% of total inquest with no recommendations)	n/a	n/a	1 (4.7%)	0	1 (3.8%)	0	0
<b>Mandatory Inquests</b> with no recommendations (% of total inquests with no recommendations)	n/a	n/a	20 (95.2%)	15 (100%)	25 (96.1%)	9 (100%)	14 (100%)
<i>Custody inquests with no recommendations</i> (% of total inquest with no recommendations )	n/a	n/a	20 (95.2%)	14 (93%)	22 (84.6%)	9 (100%)	14 (100%)
<i>Construction inquests with no recommendations</i> (% of total inquest with no recommendations)	n/a	n/a	0	1 (7%)	3 (11.5%)	0	0
<i>Mining</i>	n/a	n/a	0	0	0	0	0

\* NOTE: Percentages may not equal 100 due to rounding off.

	1999	2000	2001	2002	2003	2004	2005
<b>Rates of responses to recommendations</b> (% of organizations asked to respond, that DID respond)	n/a	n/a	75.8%	78.5%*	80.5%	85.2%	82.3%
<b>Discretionary</b> Inquests	n/a	n/a	77.3%	83.9%	71.7%	79.4%	79.9%
<b>Mandatory</b> Inquests (total)	n/a	n/a	75.4%	76.1%	83.4%	88%	82.9%
<i>Custody</i>	n/a	n/a	82.6%	47.9%	74.3%	85.2%	89.5%
<i>Construction</i>	n/a	n/a	76.9%	80.6%	81.4%	88.8%	79.1%
<i>Mining</i>	n/a	n/a	66.7%	100.0%	94.5%	90%	58.3%
** calculated by averaging the % response rate from all inquests with recommendations							

\* NOTE: Percentages may not equal 100 due to rounding off.

NOTE: New codes were introduced in 2000 to reflect recommendations that *will be* implemented, or recommendations that *will have alternates* implemented.

Some statistics for 1999 and 2000 are not available. Detailed statistics were recorded commencing in 2001.

# Analysis of Responses to Recommendations from Individual Inquests

---

<b>Inquest #</b>	<b>Name of Deceased(s)</b>	<b><a href="#">Click on name for summary of responses to recommendations</a></b>
1	McKINNEY, Jonathon	
2	MONAHAN, Larry and WEST, Kenneth	
3	BEGIN, Richard	
4	COOMBS, Thomas and WAGG, Jason	
5	CASWELL, Moira	
6	MILLER, Garry Clifton	
7	PAIANO, Antonio	
8	JOLIN, Guy	
9	BARRETT, Kenneth Charles	
10	SMYTH, James Edwin	
11	YENSEN, Jeffrey	
12	SPARKS, Roger	
13	K, M. (youth)	
14	REID, Percy	
15	DIPLOCK, Drew Emerson	
16	BLAIS, Denis	
17	LEVASSEUR, Albert J.	
18	CLEMENT, James and Ryan	
19	BLENTZAS, Nicholas	
20	BAKER, Cyril	
21	COASTER, Kenneth Terry	
22	DAVIDSON, William S.	
23	HANNAN, Michael	
24	FAUSTINI, Paolo	
25	FAIRSERVICE, Terry	
26	BISSCHOPS, Robert L.	
27	BOREA, Ernesto Joseph	
28	BENJAMIN, Troy	
29	EL-ROUBI, Esseldine and LOPEZ, Pedro	
30	NAKIC, Tamara	
31	TALLON, Daniel Maurice	
32	MEERE, Arthur Ernest	
33	TOPEY, Negus Tafari	
34	HAWKINS, Richard	
35	BLANCHETTE, Yvan	
36	WHETHAM, John	
37	LAMONDAY, Peter	
38	SPURN, Gary O.	

39 PREVOST, Andre  
40 MARTIN, Alfred  
41 LATIMER, Sabrina  
42 EFFORD, David  
43 ANWAR, Najib  
44 BREDESEN, David N.  
45 HOFFMAN, Victor  
46 VOSS, Steven Allan  
47 HAUGHTON, Dwight  
48 MORENCY, Craig James  
49 KENNEDY, Todd  
50 HENDERSON, John  
51 WELSH, Chapen  
52 ROESTAD, John  
53 FRENKEL, Kurt Alfred  
54 RANDHAWA, Paramjit  
55 PAIEMENT, Jerry  
56 ROESLER, David  
57 COOPER, Tyler  
58 McKNIGHT, Robert  
59 STREET, Tom  
60 TEMPLE-MEDHURST,  
Mitchell  
61 LAUZON, Albert  
62 WHISSELLE, Roger  
63 BOZIC, Tijana  
64 JANIK, Marian  
65 VANDERKOLFF, Helena  
66 EIDE, Phillip  
67 WOOD, Douglas Roy  
68 JOANISSE, Stephane  
69 FURSMAN, Kevin Richard  
70 LATHAM, Brian  
71 SETH, Larry William  
72 BELL, George  
EVANS, Donald  
EVANS, Caroline (Joy)  
McKAY, Vivian  
OSTER, Cynthia  
73 ASHLEY, William  
74 OLIVER, Robert Edward  
75 BARKER, Ronald  
76 EADIE, Randolph  
77 LEE, Wallace  
78 BOLGER, John Carl  
79 McINNES, James  
80 McNEIL, Edward