



2007

Report on Inquests

Office of the Chief Coroner
26 Grenville Street
Toronto, Ontario
M7A 2G9
(416) 314-4000

October 2009

TABLE OF CONTENTS

Introduction	1
The five questions.....	1
When an inquest is called.....	1
What an inquest is not.....	2
Verdicts and recommendations.....	2
Method for Distributing Inquest Recommendations.....	3
Evaluation of Responses.....	3
2007 Inquests	
Comprehensive Report on 2007 Inquests	5
Summary of Inquests (2007) – Based on Type of Inquest	7
Summary – Discretionary Inquests (2007).....	8
Summary – Mandatory Custody Inquests (2007).....	9
Summary – Mandatory Construction Inquests (2007).....	10
Summary – Mandatory Mining Inquests (2007).....	11
Summary – All Inquests (2007).....	12
Comparison of Inquest Type and Manner of Death (2007)	14
Inquests with No Recommendations (2007).....	16
Historical Analysis of Inquests (2001 – 2007)	17
Number of recommendations per inquest (2001 - 2007).....	21
Average number of days per inquest (2001 - 2007).....	24
Implementation of recommendations (2001 - 2007).....	25
Inquests with no recommendations (2001-2007).....	27

Rates of responses to recommendations (2001-2007).....	28
--	----

2007 Executive Summary

- 59 inquests were held in 2007
- 7% of the inquests conducted were discretionary
- 93% of the inquests conducted were mandatory (custody, construction and mining)
 - 57% were custody
 - 29% were construction
 - 7% were mining
- 24% of the inquests resulted in no recommendations
- a total of 361 recommendations were made
- on average, 71% of the organizations asked to respond, did so
- on average, each inquest in 2007 lasted 9 days

According to the responses received regarding recommendations:

- 35% have been implemented
- 8% will be implemented
- 9% have had alternates implemented
- 3% will have alternates implemented
- 18% are under consideration
- 1% have unresolved issues
- 5% were rejected with no specific reason given
- 4% were rejected due to flaws
- 0% were rejected due to lack of resources
- 9% did not apply to the agency assigned
- 7% no response received
- 1% received responses that could not be evaluated

- of the deaths inquested in 2007:
 - 26% were natural
 - 45% were accidental
 - 17% were suicides
 - 7% were homicides
 - 5% were undetermined
- 100% of the construction inquests and mining inquests were accidental deaths

The inquest has its origins in eleventh century England. When a body was found, a representative of the Crown had to decide five things:

- Who was the deceased?
- Where did he or she die?
- When did he or she die?
- How did he or she die?
- Who was to blame?

(NOTE: blame can no longer be assigned by inquest)

To help the “Crowner” (or “Coroner”) decide these five questions, he summoned all the men from the surrounding villages to give evidence. Later, this evolved into a jury selected to hear the evidence.

The role of the coroner has been modified over the centuries. Today in Ontario, coroners are physicians appointed to serve the communities in which they live. The duties, activities and powers of coroners are defined in the *Coroners Act*, 1990. This *Act* is the legislated authority and reference for inquests. Death investigation is a provincial jurisdiction and other provinces and territories may have different systems and legislation governing the proceedings they conduct.

The Five Questions

There are five questions that must be answered when investigating a death:

- Who was the deceased?
- Where did the death occur?
- When did the death occur?
- How did the death occur (i.e. the medical cause)?
- By what means did the death occur?
(i.e. the classification or manner of death)
 (“By what means” refers to the following categories: Natural, Accident, Homicide, Suicide, and Undetermined)

When an Inquest is called

There are two types of inquests: mandatory and discretionary. Mandatory inquests are conducted pursuant to legislative requirements under the *Coroners Act*. In 2005, deaths arising from accidents in the course of employment at construction, mining, pit or quarry sites and deaths occurring while being detained or in custody, required a mandatory inquest. In 2007, the legislation was amended to include mandatory inquests for children who die under very specific circumstances. All other inquests are considered discretionary and may be conducted in accordance with section 20 of the *Coroners Act*.

There are several factors that a coroner takes into account when deciding whether to hold a discretionary inquest. For instance, the coroner must consider whether the answers to the five questions are known. The coroner may also determine whether or not it is desirable for the public to have an open and full hearing of the circumstances of a death. Additionally, an inquest allows juries to make useful recommendations to prevent other deaths in similar circumstances. This preventative function is a very important aspect of inquests, because it encourages changes that will result in a safer province. Recommendations from previous inquests have resulted in changes to legislation (e.g. graduated licensing and labour laws), policy (e.g. how the police and courts administer justice), procedures (e.g. how we protect children and how safe medical practices are encouraged) and product development (e.g. safety mechanisms for motorized vehicles and other consumer goods).

There is no time limit between the date of death and the convening of an inquest.

What an Inquest is NOT

An inquest is NOT an adversarial process. It is not a trial, a process for discovery, a royal commission or a campaign directed by personal or philosophical agendas. An inquest is an inquisitorial process designed to focus public attention on the circumstances of a death and it is a dispassionate public examination into the facts.

Verdicts and Recommendations

The jury *must* answer the five questions: who, when, where, how and by what means. It is the jury, not the coroner or any other party involved in the inquest, who ultimately decides on the answers to those questions based on the evidence heard.

Juries may make recommendations to prevent deaths in similar circumstances. It is through the recommendations made by coroner's juries that significant changes are made to improve the safety and quality of life in Ontario. In some inquests, the jury may not feel that any recommendations are necessary.

Organizations and agencies that are asked to address inquest recommendations suggested by the jury are under no legal obligation to implement recommendations and may choose not to respond. Most organizations and agencies however, recognize the valuable and important contribution of jury-suggested recommendations and as a result, the majority of recommendations receive some manner of formal acknowledgement or response. The high response rate to recommendations is a credit to the integrity and effectiveness of the inquest jury process.

Method for Distributing Inquest Recommendations

The presiding inquest coroner encourages the jury to submit their recommendations grouped under the headings, which reflect the agency, ministry, organization or entity to which the recommendation should be directed. Inquest staff at the Office of the Chief Coroner review and distribute the recommendations to agencies, ministries and organizations identified by the juries, together with a covering letter, requesting the respondent to inform the Office of the Chief Coroner regarding the implementation of recommendations.

For inquests taking place in 2006 and onwards, the Office of the Chief Coroner amended its procedures and encourages responses within one year from the actual completion of the inquest. After the one-year period, a final report on each inquest is prepared.

Evaluation of Responses

Organizations and agencies asked to respond to recommendations are given the opportunity to evaluate their own responses based on the codes listed below. Responses that are not “self-analyzed” are reviewed by staff at the Office of the Chief Coroner and assigned appropriate response codes.

Responses to jury recommendations are evaluated according to the following codes:

Response Code	Explanation
1	Recommendation has been implemented.
1A	Recommendation will be implemented.
1B	Alternative recommendation has been implemented.
1C	Alternative recommendation will be implemented.
2	The recommendation is under consideration.
3	There are unresolved issues with the recommendation that need to be addressed.
4	The recommendation is rejected.
4A	The recommendation is rejected due to flaws.
4B	The recommendation is rejected due to lack of resources.
5	The recommendation did not apply to the agency assigned.
6	There was no response to the recommendation.
7	The response could not be evaluated (e.g.: response was vague, response did not address stated recommendation, etc.)

Comments on 2007 Report on Inquests

Comments regarding this report may be submitted to:

Rick Pereira
Executive Officer, Inquests and Special Projects
Office of the Chief Coroner
26 Grenville Street
Toronto, Ontario
M7A 2G9

Additional copies of reports can be obtained by contacting Pat Campbell in the Office of the Chief Coroner at 416-314-4025, 1-877-991-9959 or by email Pat.Campbell@ontario.ca

COMPREHENSIVE REPORT ON 2007 INQUESTS

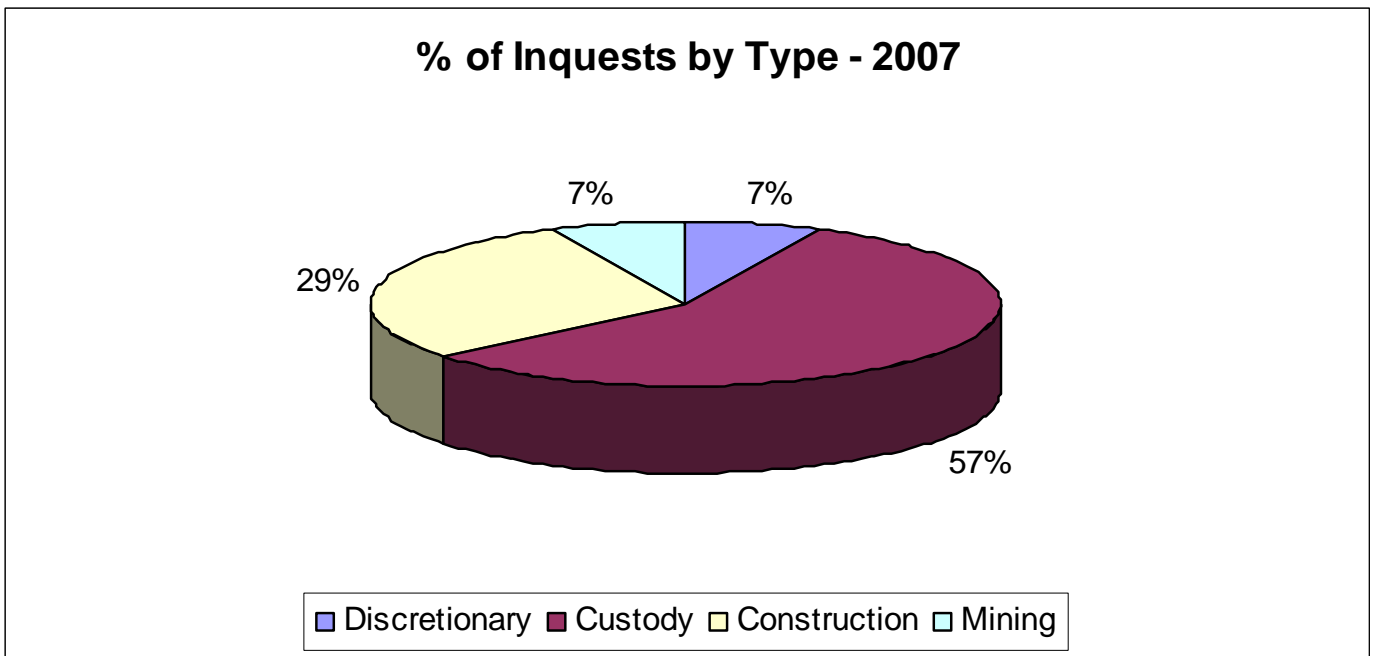
	Inquest Number	# Recs	Inquest Type	By What Means	# Days	# Orgs. Asked to Resp.	% Resp.	Response Code													
								1	1A	1B	1C	2	3	4	4A	4B	5	6	7		
1	2007 - 01	8	Mining	A	3	4	25						3						5		
2	2007 - 02	0	Cust	N	1	0	n/a														
3	2007 - 03	2	Cust	H	5	3	100						1						1		
4	2007 - 04	0	Cust	N	1	0	n/a														
5	2007 - 05	1	Cust	N	2	1	100		1												
6	2007 - 06	1	Const	A	1	1	100			1											
7	2007 - 07	1	Cust	N	3	1	100		1												
8	2007 - 08	6	Mining	A	3	4	100	5							1						
9	2007 - 09	0	Cust	N	1	0	n/a														
10	2007 - 10	1	Cust	S	1	1	100				1										
11	2007 - 11	5	Const	A	3	2	100	1						1	1				2		
12	2007 - 12	5	Cust	S	2	1	100	3		1				1							
13	2007 - 13	0	Cust	N	1	0	n/a														
14	2007 - 14	10	Disc	U	28	5	80	10													
15	2007 - 15	5	Cust	N	3	5	100	3	1				1								
16	2007 - 16	14	Const	A	4	3	100	2					5			7					
17	2007 - 17	9	Disc	A	8	3	67	2							6				1		
18	2007 - 18	2	Cust	N	2	2	50		2												
19	2007 - 19	1	Cust	N	1	1	0												1		
20	2007 - 20	16	Cust	S	16	3	67	4		4	1		4			1			2		
21	2007 - 21	0	Const	A	2	0	n/a														
22	2007 - 22	0	Cust	N	1	0	n/a														
23	2007 - 23	9	Mining	A	3	2	50						2						7		
24	2007 - 24	0	Cust	N	1	0	n/a														
25	2007 - 25	15	Cust	U	7	5	20		3	3			3						2	1	3
26	2007 - 26	5	Cust	A	3	1	100	3		2											
27	2007 - 27	4	Cust	H	4	1	100	3	1												
28	2007 - 28	8	Cust	A	2	7	43	1		2			1						1	3	
29	2007 - 29	2	Cust	S	5	1	100	2													
30	2007 - 30	4	Cust	S	2	1	100	3					1								
31	2007 - 31	0	Cust	N	1	0	n/a														
32	2007 - 32	10	Const	A	4	4	75	1	4				2						3		
33	2007 - 33	7	Const	A	3	3	33			1			3							3	
34	2007 - 34	1	Const	A	4	1	100			1											
35	2007 - 35	8	Const	A	12	6	83	4					4								
36	2007 - 36	11	Const	A	3	3	100	3	1	3			1			1			2		

#	Inquest #	# Recs	Inquest Type	By What Means	# Days	# Orgs. Asked to Resp.	% Resp.	Response Code															
								1	1A	1B	1C	2	3	4	4A	4B	5	6	7				
37	2007 - 37	3	Const	A	3	2	0												3				
38	2007 - 38	0	Const	A	2	0	n/a																
39	2007 - 39	2	Cust	A	2	1	100	1					1										
40	2007 - 40	1	Const	A	1	1	100			1													
41	2007 - 41	0	Cust	N	1	0	n/a																
42	2007 - 42	17	Disc	S	10	2	50		3	1	3	3						4	3				
43	2007 - 43	0	Cust	N	1	0	n/a																
44	2007 - 44	11	Cust	A	17	4	75	2	5			3							1				
45	2007 - 45	7	Cust	U	4	6	67			4								2	1				
46	2007 - 46	7	Const	A	1	6	83	4				2							1				
47	2007 - 47	7	Mining	A	2	4	50					7											
48	2007 - 48	0	Const	A	3	0	n/a																
49	2007 - 49	0	Cust	S	1	0	n/a																
50	2007 - 50	9	Cust	S	4	1	100	2	1	1		3	1	1									
51	2007 - 51	4	Const	A	3	3	67	2	2														
52	2007 - 52	12	Const	A	9	6	86	2				4			1			4	1				
53	2007 - 53	65	Disc	H/S	55	35	63	39	1	6	3	4		6				6					
54	2007 - 54	4	Cust	S	2	1	100	2				1								1			
55	2007 - 55	22	Const	A	3	4	50	14				3		2	1			1	1				
56	2007 - 56	0	Cust	N	1	0	n/a																
57	2007 - 57	5	Cust	A	3	1	100	2				2	1										
58	2007 - 58	2	Cust	N	2	2	50		2														
59	2007 - 59	12	Cust	H	29	4	100	5			2	2	2		1								
Total		361			305	158	71	125	28	31	10	66	5	17	13	0	35	27	4				
Percentage of Total Response Codes								69	8	9	3	19	1	5	4	0	10	7	1				

Cust = custody	Const = construction	Disc = discretionary
N = natural	A = accident	S = suicide
	H = homicide	U = undetermined

SUMMARY OF INQUESTS (2007) BASED ON TYPE OF INQUEST

Type	Total # of Recs	% of Total Recs	Total # of Inquests	% of Total Inquests	Avg # of Recs per Inquest	Avg % Response Rate*	Total # of Days in Inquest	Avg # of Days in Inquest
Discretionary	101	28	4	7	25	65	101	25
Custody	125	34	35	57	4	85	136	4
Construction	105	30	16	29	6	77	57	4
Mining	30	8	4	7	8	56	11	3
Total	361	100	59	100	11	71	305	9



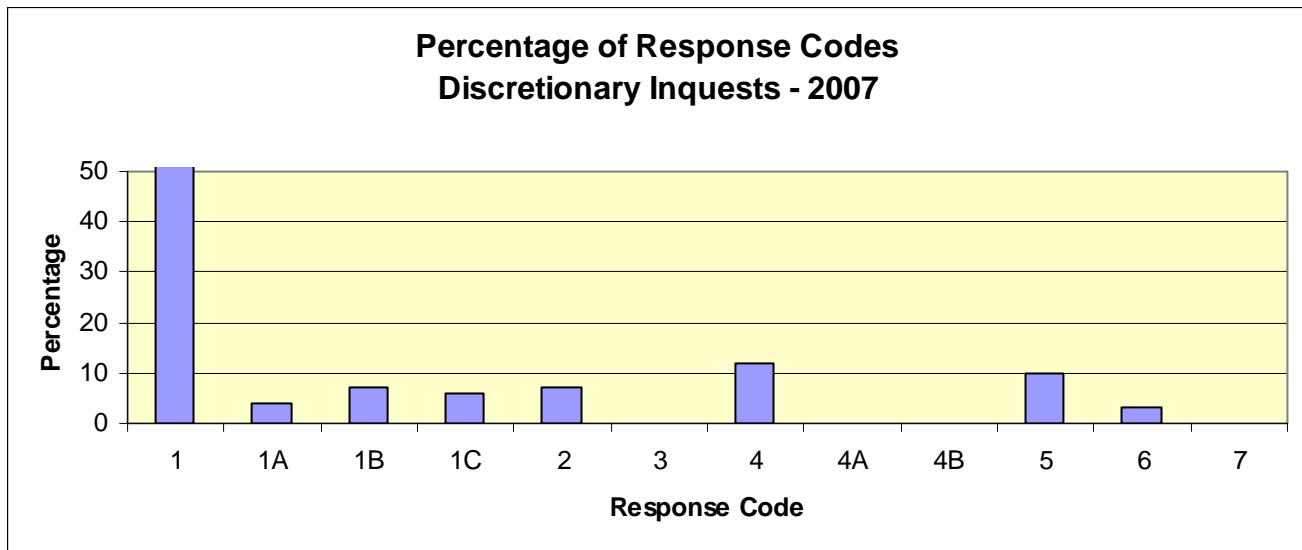
SUMMARY – DISCRETIONARY INQUESTS 2007

Inquest Type:
Discretionary

#	Inquest #	# Recs	Inquest Type	By What Means	# Days	# Orgs. Asked to Resp.	% Resp.	Response Code													
								1	1A	1B	1C	2	3	4	4A	4B	5	6	7		
14	2007-14	10	Disc	U	28	5	80	10													
17	2007-17	9	Disc	A	8	3	67	2							6						
42	2007-42	17	Disc	S	10	2	50		3	1	3	3						4	3		
53	2007-53	65	Disc	H/S	55	35	63	39	1	6	3	4		6				6			

TOTAL	101			101	45	65	51	4	7	6	7	0	12	0	0	10	3	0
						%	50	6	11	10	11	0	19	0	0	16	5	0

Total number of discretionary inquests: 4



Response Code Legend:			
1 Has Been Implemented	1A Will be Implemented	1B Alternate has been Implemented	1C Alternate will be Implemented
2 Under consideration	3 Unresolved Issues	4 Rejected	4A Rejected due to flaws
5 Did not apply to Agency Assigned	6 No response	7 Unable to Evaluate	4B Rejected due to lack of Resources

SUMMARY – MANDATORY CUSTODY INQUESTS

2007

Inquest Type: Custody (Mandatory)

Inquest #	Name	# Recs	Inquest Type	By What Means	# Days	# Orgs. Asked to Resp.	% Resp.	Response Code																	
								1	1A	1B	1C	2	3	4	4A	4B	5	6	7						
2	2007-02	0	Cust	N	1	0	n/a																		
3	2007-03	2	Cust	H	5	3	100							1							1				
4	2007-04	0	Cust	N	1	0	n/a																		
5	2007-05	1	Cust	N	2	1	100		1																
7	2007-07	1	Cust	N	3	1	100		1																
9	2007-09	0	Cust	N	1	0	n/a																		
10	2007-10	1	Cust	S	1	1	100					1													
12	2007-12	5	Cust	S	2	1	100	3		1					1										
13	2007-13	0	Cust	N	1	0	n/a																		
15	2007-15	5	Cust	N	3	5	100	3	1					1											
18	2007-18	2	Cust	N	2	2	50		2																
19	2007-19	1	Cust	N	1	1	0																	1	
20	2007-20	16	Cust	S	16	3	67	4		4	1		4				1			2					
22	2007-22	0	Cust	N	1	0	n/a																		
24	2007-24	0	Cust	N	1	0	n/a																		
25	2007-25	15	Cust	U	7	5	20		3	3			3							2	1	3			
26	2007-26	5	Cust	A	3	1	100	3		2															
27	2007-27	4	Cust	H	4	1	100	3	1																
28	2007-28	8	Cust	A	2	7	43	1		2			1							1	3				
29	2007-29	2	Cust	S	5	1	100	2																	
30	2007-30	4	Cust	S	2	1	100	3					1												
31	2007-31	0	Cust	N	1	0	n/a																		
34	2007-34	1	Cust	A	4	1	100			1															
39	2007-39	2	Cust	A	2	1	100	1					1												
41	2007-41	0	Cust	N	1	0	n/a																		
43	2007-43	0	Cust	N	1	0	n/a																		
44	2007-44	11	Cust	A	17	4	75	2	5				3										1		
45	2007-45	7	Cust	U	4	6	67			4										2	1				
49	2007-49	0	Cust	S	1	0	n/a																		
50	2007-50	9	Cust	S	4	1	100	2	1	1			3	1	1										
54	2007-54	4	Cust	S	2	1	100	2					1											1	
56	2007-56	0	Cust	N	1	0	n/a																		
57	2007-57	5	Cust	A	3	1	100	2					2	1											
58	2007-58	2	Cust	N	2	2	50		2																
59	2007-59	12	Cust	H	29	4	100	5				2	2	2			1								
TOTAL		125			136	54	85	36	17	18	4	23	5	1	2	0	8	7	4						
							%	30	14	14	3	19	4	1	2	0	7	6	3						

Total number of Mandatory Custody Inquests: 35

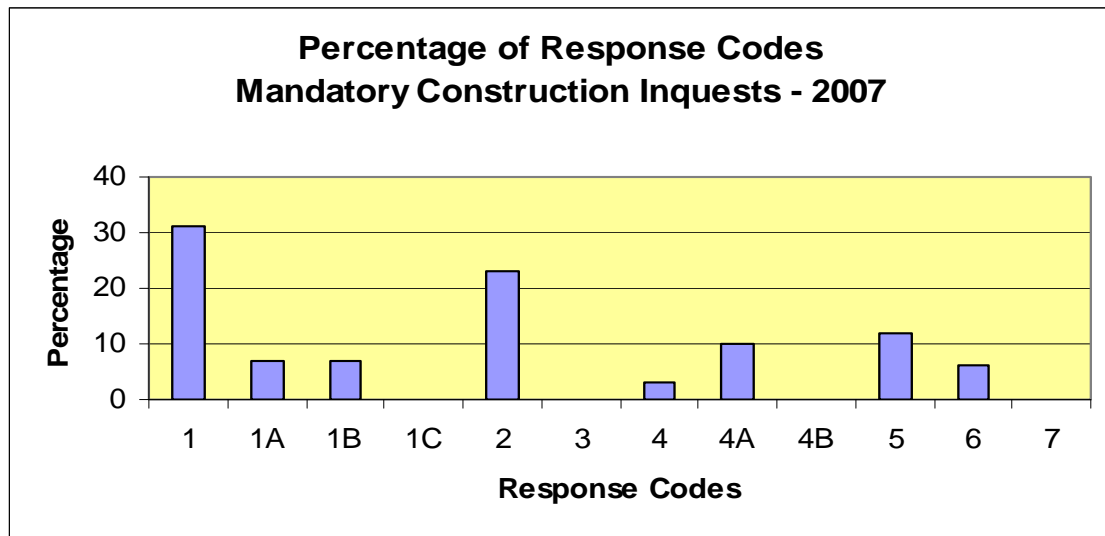
SUMMARY – MANDATORY CONSTRUCTION INQUESTS

2007

Inquest Type: Construction (Mandatory)

#	Name	# Recs	Inquest Type	By What Means	# Days	# Orgs. Asked to Resp.	% Resp.	Response Code															
								1	1A	1B	1C	2	3	4	4A	4B	5	6	7				
6	2007-06	1	Const	A	1	1	100			1													
11	2007-11	5	Const	A	3	2	100	1								1	1		2				
16	2007-16	14	Const	A	4	3	100	2						5			7						
21	2007-21	0	Const	A	2	0	n/a																
32	2007-32	10	Const	A	4	4	75	1	4					2					3				
33	2007-33	7	Const	A	3	3	33			1				3							3		
35	2007-35	8	Const	A	12	6	83	4						4									
36	2007-36	11	Const	A	3	3	100	3	1	3				1			1		2				
37	2007-37	3	Const	A	3	2	0														3		
38	2007-38	0	Const	A	2	0	n/a																
40	2007-40	1	Const	A	1	1	100			1													
46	2007-46	7	Const	A	1	6	83	4						2									
48	2007-48	0	Const	A	3	0	n/a																
51	2007-51	4	Const	A	3	3	67	2	2														
52	2007-52	12	Const	A	9	6	86	2						4			1		4	1			
55	2007-55	22	Const	A	3	4	50	14						3		2	1		1	1			
TOTAL		105			57	45	77	33	7	6	0		24	0	3	11	0	12	9	0			
							%	31	7	6	0		23	0	3	10	0	12	6	0			

Total number of Mandatory Construction inquests: 16

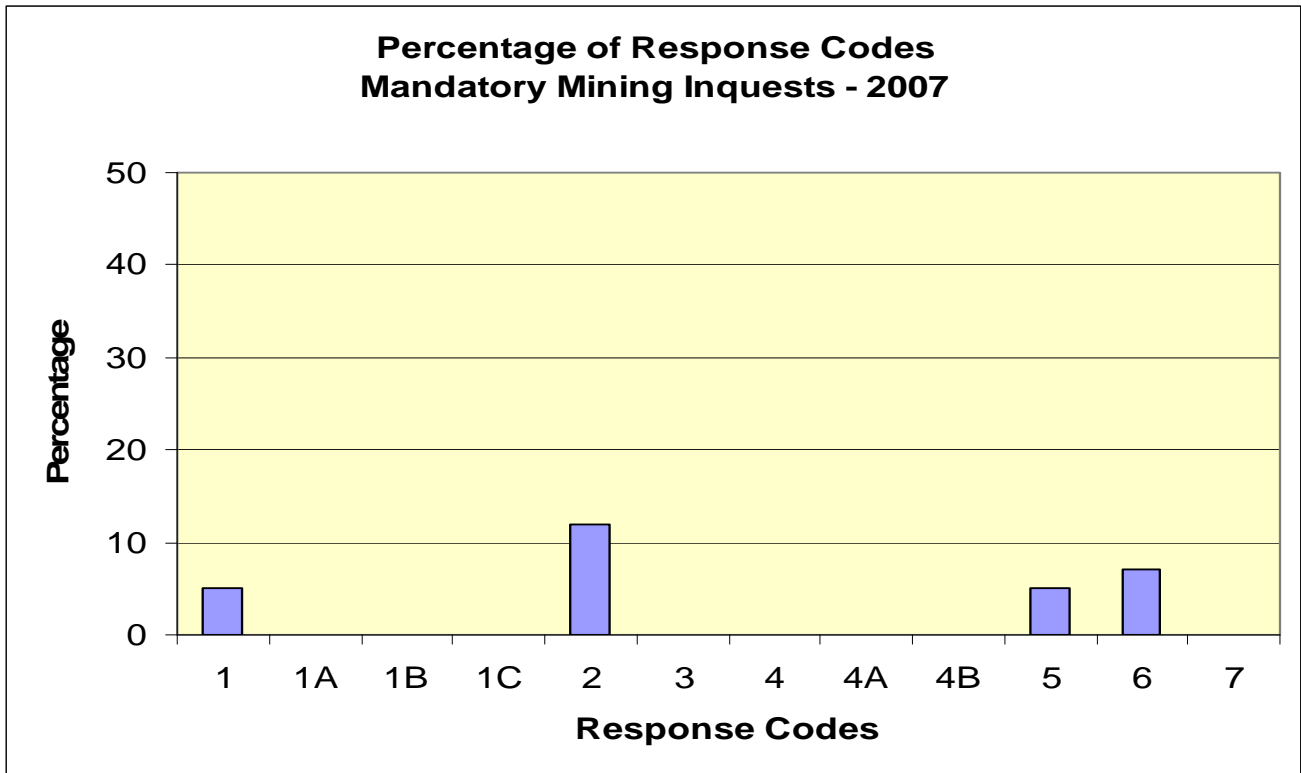


SUMMARY – MANDATORY MINING INQUESTS 2007

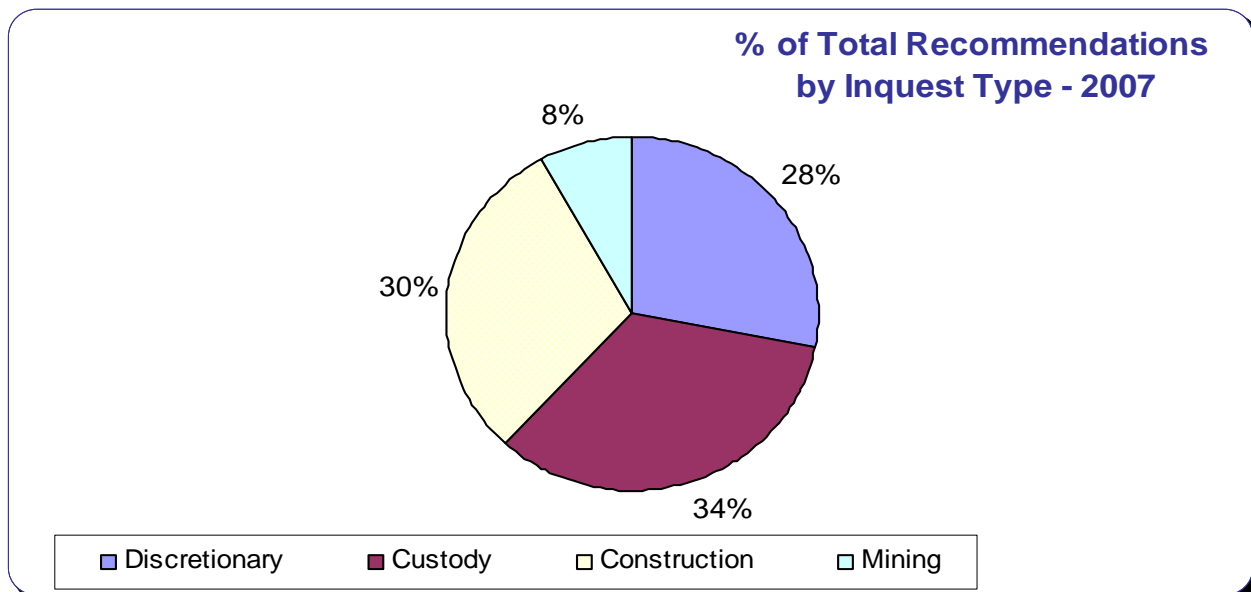
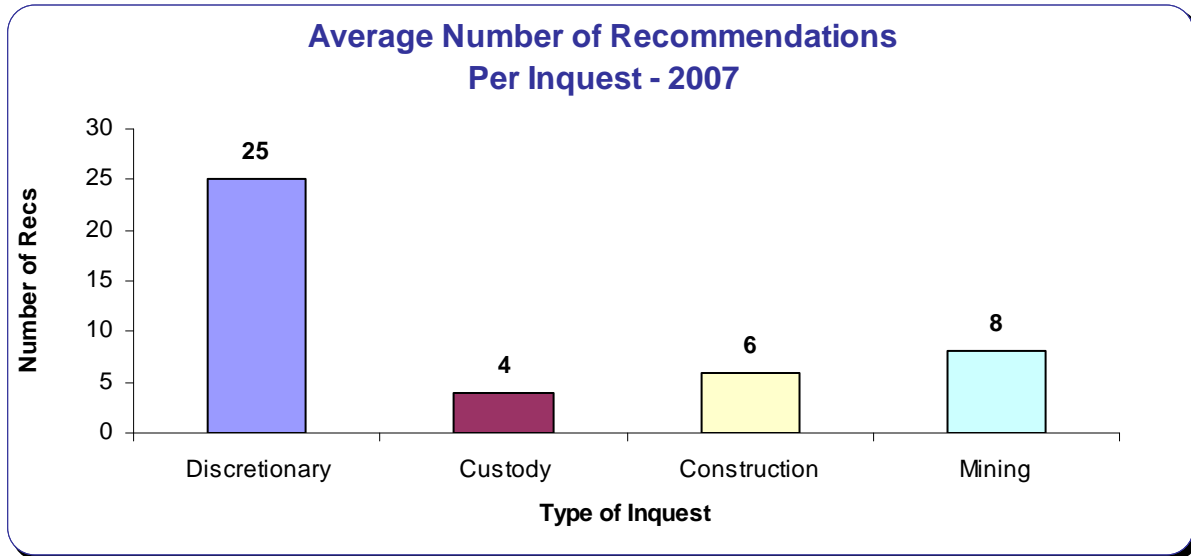
Inquest Type: Mining (Mandatory)

#	Name	# Recs	Inquest Type	By What Means	# Days	# Orgs. Asked to Resp.	% Resp.	Response Code													
								1	1A	1B	1C	2	3	4	4A	4B	5	6	7		
1	2007-01	8	Mining	A	3	4	25						3						5		
8	2007-08	6	Mining	A	3	4	100	5													
23	2007-23	9	Mining	A	3	2	50						2								7
47	2007-47	7	Mining	A	2	4	50						7								
TOTAL		30			11	14	56	5	0	0	0		12	0	0	0	0	0	5	7	0
							%	17	0	0	0		40	0	0	0	0	0	17	23	0

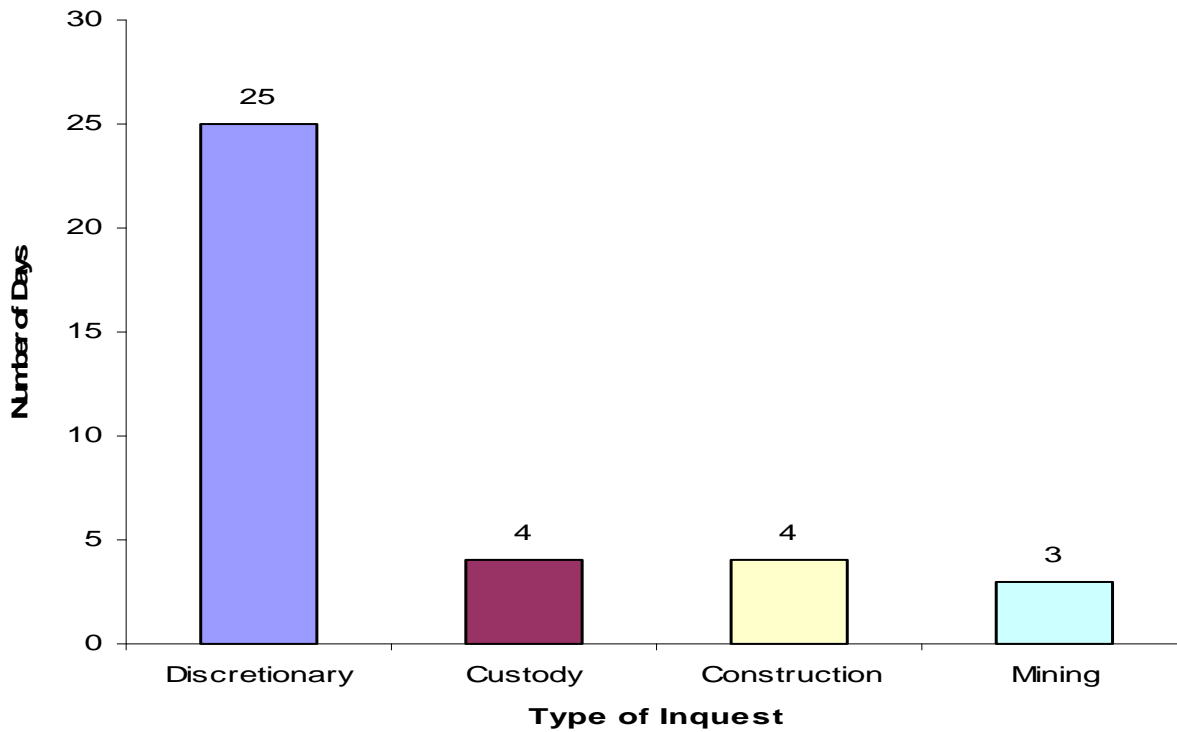
Total number of Mandatory Mining Inquest: 4



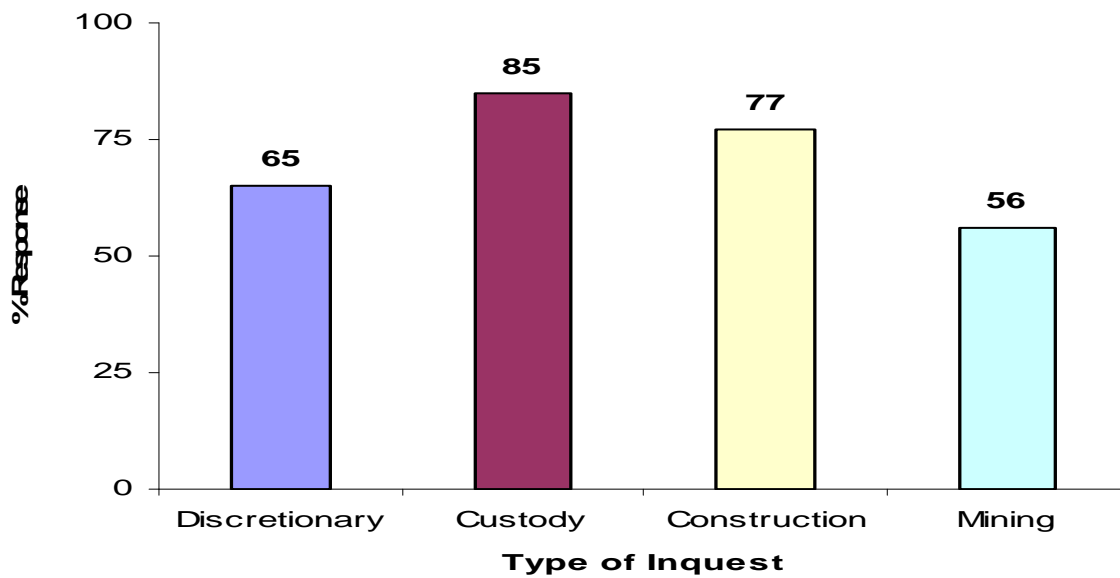
SUMMARY OF INQUESTS – 2007



Average Number of Days per Inquest - 2007

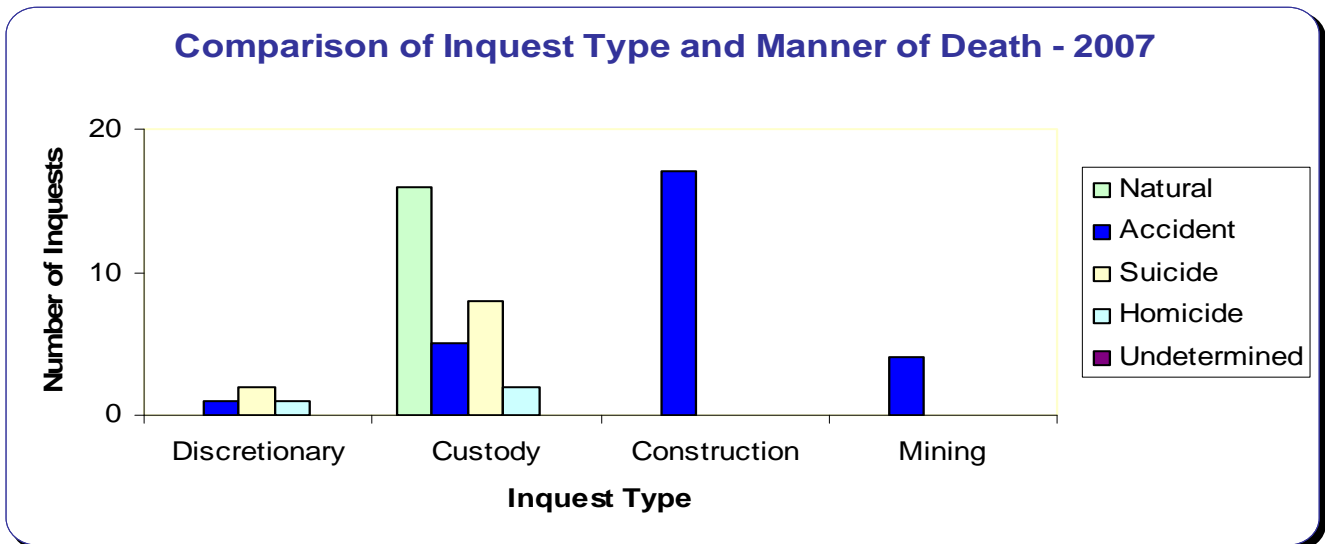


Average Percentage Response Rate by Inquest Type - 2007

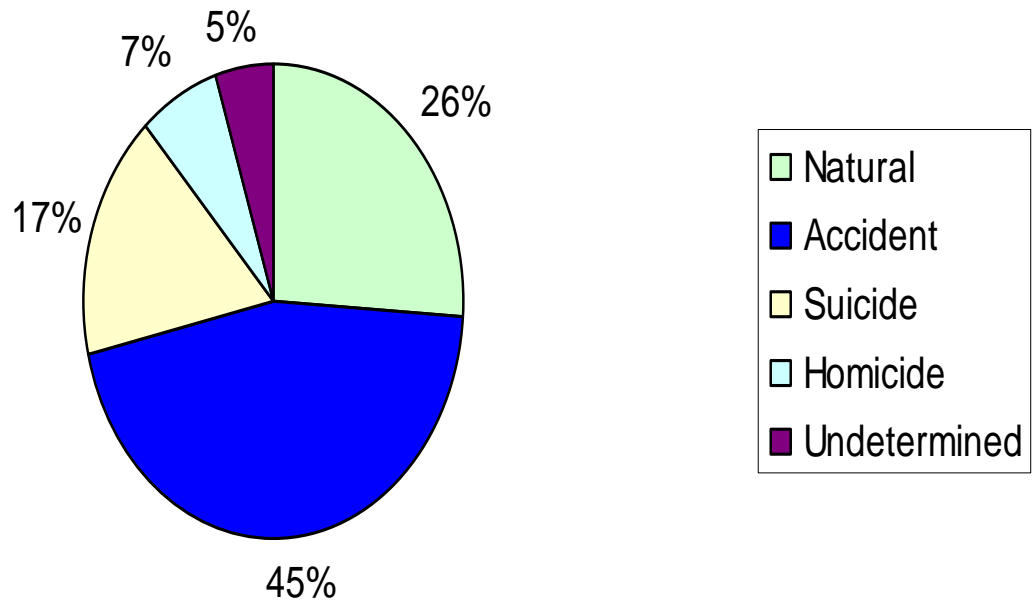


COMPARISON OF INQUEST TYPE AND MANNER OF DEATH FOR 2007 INQUESTS

Type of Inquest	By What Means (Number of Deaths)					TOTAL
	Natural	Accident	Suicide	Homicide	Undetermined	
Discretionary	0	1	2	1	1	5*
Mandatory - Custody	16	5	8	3	2	34
Mandatory - Construction	0	17	0	0	0	17
Mandatory - Mining	0	4	0	0	0	4
Totals	16	27	10	4	3	60*
% of Total	26	45	17	7	5	100
*Although there were 59 inquests, Inquest 2007-53 represented 2 deaths.						



% of Inquests based on Manner of Death - 2007



2007 INQUESTS WITH NO RECOMMENDATIONS

Inquest #	Name	Inquest Type	By What Means
2	2007-02	Cust	N
4	2007-04	Cust	N
9	2007-09	Cust	N
13	2007-13	Cust	N
21	2007-21	Const	A
22	2007-22	Cust	N
24	2007-24	Cust	N
31	2007-31	Cust	N
38	2007-38	Const	A
41	2007-41	Cust	N
43	2007-43	Cust	N
48	2007-48	Const	A
49	2007-49	Cust	S
56	2007-56	Cust	N

Total number of inquests with no recommendations: 14

% of total inquests in 2006 with no recommendations: 24%

Manner of death for inquests with no recommendations

Inquest Type	By What Means					Total
	Accidental	Homicide	Natural	Suicide	Undet	
Custody	0	0	10	1	0	11
Construction	3	0	0	0	0	3

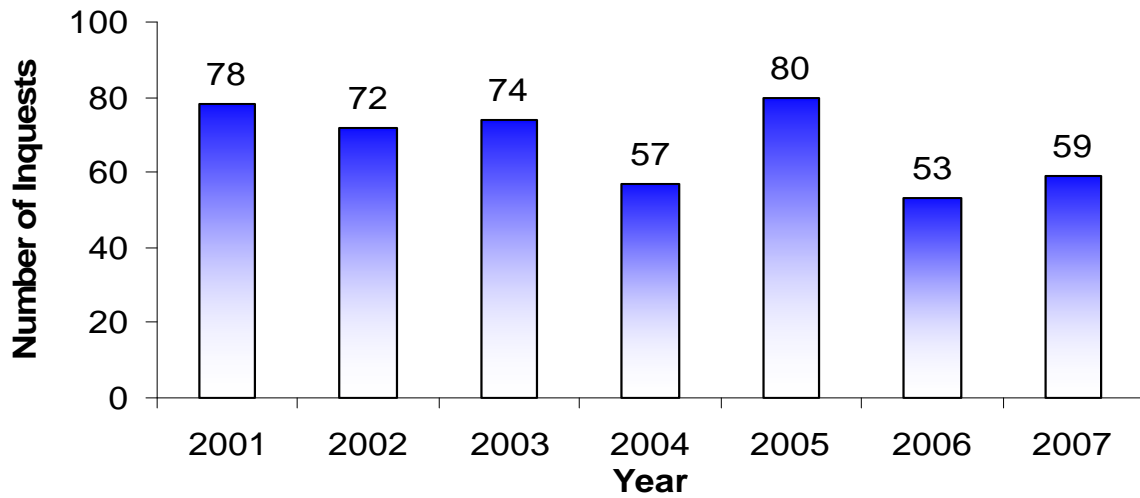
HISTORICAL ANALYSIS OF INQUESTS

2001-2007

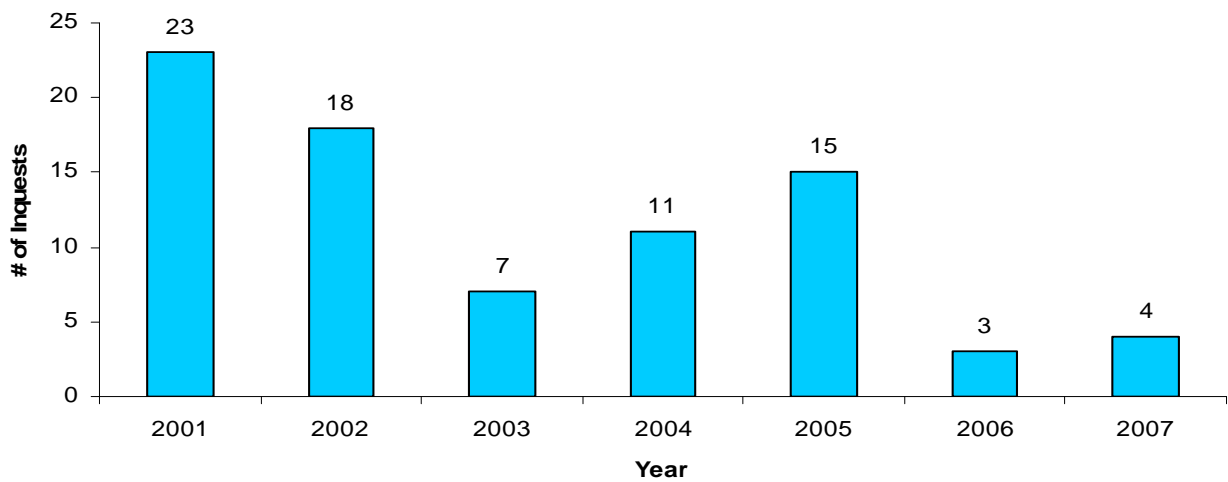
	2001	2002	2003	2004	2005	2006	2007
Total Number of Inquests	78	72	74	57	80	53	59
Number of Construction Inquests (Mandatory)	12 (15%)	13 (18%)	20 (18%)	12 (21%)	23 (29%)	14 (26%)	16 (27%)
Number of Custody Inquests (Mandatory)	40 (52%)	40 (56%)	41 (55%)	29 (51%)	39 (49%)	35 (66%)	35 (59%)
Number of Mining Inquests (Mandatory)	3 (4%)	1 (1%)	6 (8%)	5 (9%)	3 (4%)	1 (2%)	4 (7%)
Total Number of Mandatory Inquests	55 (71%)	54 (75%)	67 (91%)	46 (81%)	65 (81%)	50 (94%)	55 (93%)
Total number of Discretionary Inquests	23 (29%)	18 (25%)	7 (9%)	11 (19%)	15 (19%)	3 (6%)	4 (7%)

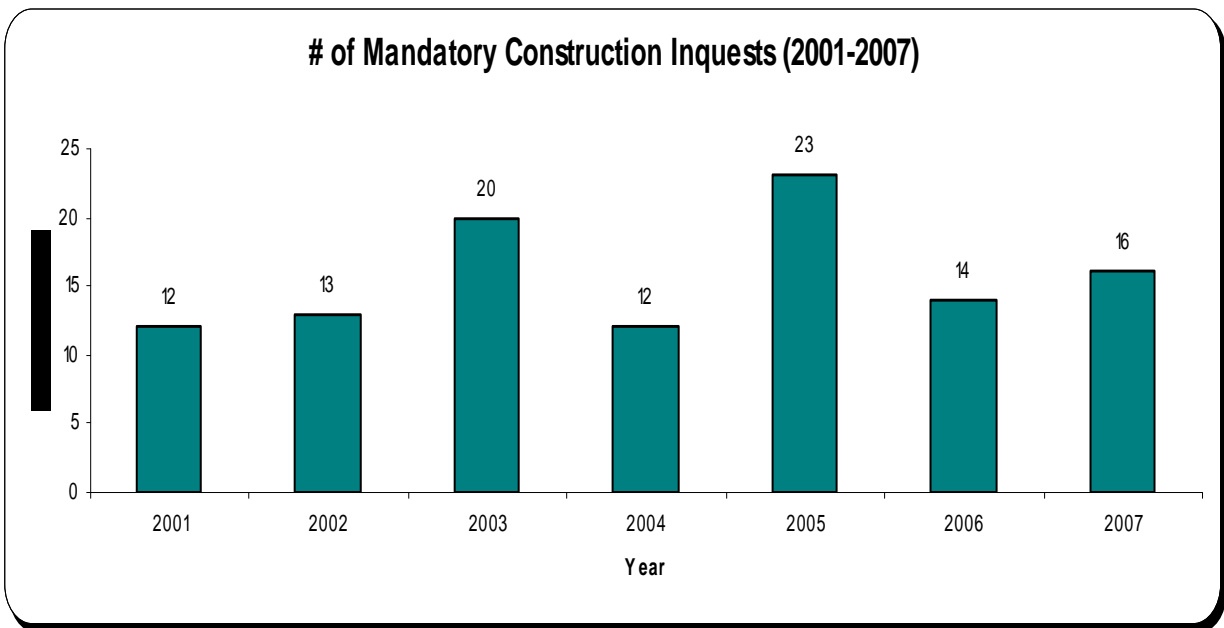
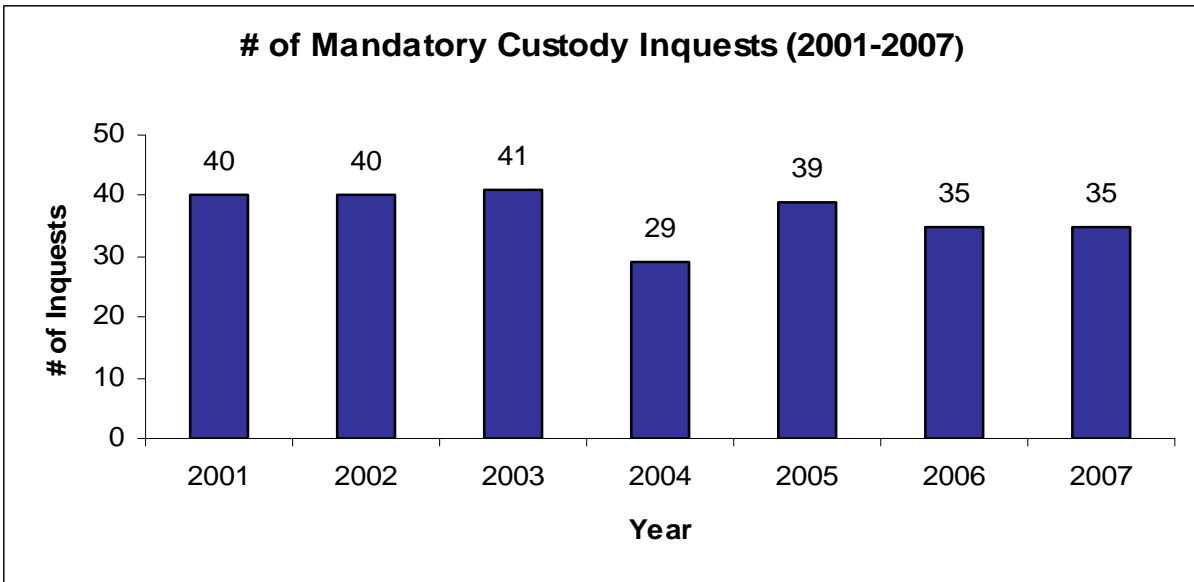
- NOTE: Percentages may not equal 100 due to rounding off.

Total Number of Inquests Per Year (2001-2007)



of Discretionary Inquests (2001-2007)



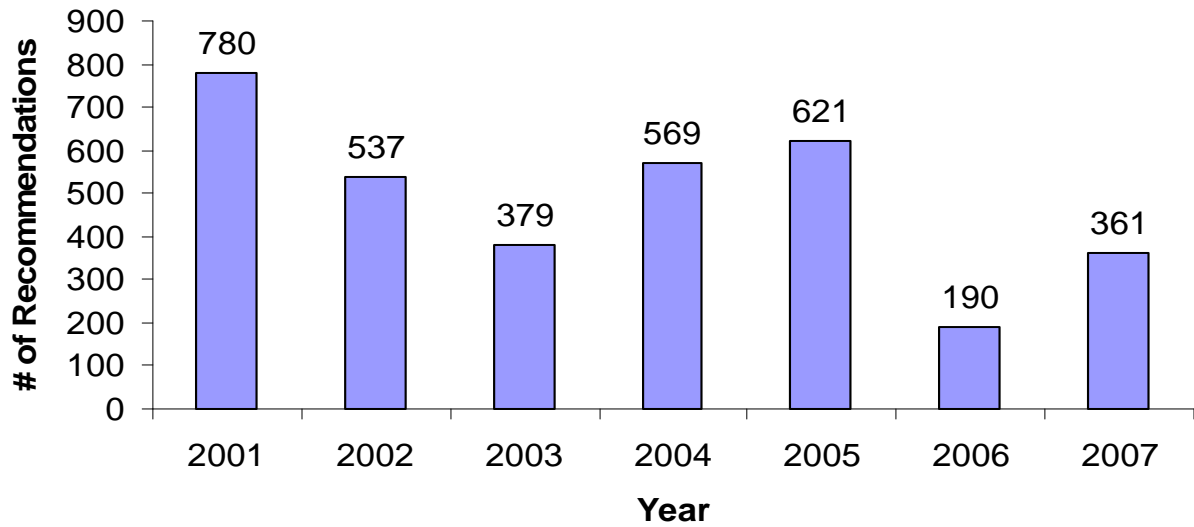




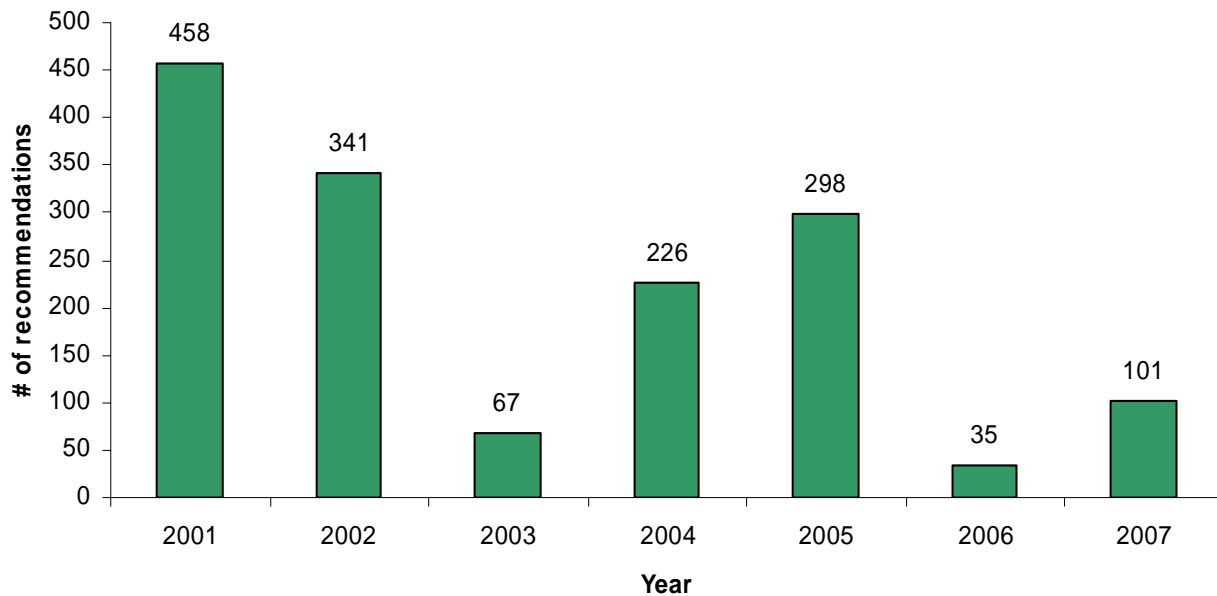
AVERAGE NUMBER OF RECOMMENDATIONS BASED ON TYPE OF INQUEST 2001-2007

	2001	2002	2003	2004	2005	2006	2007
Total number of inquests per year	78	72	74	57	80	53	59
Total number of recommendations per year	780	537	379	569	621	190	361
Average number of recommendations per inquest	10.0	7.5	5.1	10.0	7.8	3.6	6.1
Recommendations based on type of Inquest:							
# of discretionary inquests	23	18	7	11	15	3	4
# of recommendations from discretionary inquests	458	341	67	226	298	35	101
Average number of recommendations from discretionary inquests	19.9	18.9	9.6	20.5	19.9	11.7	25.2
# of mandatory inquests (custody, construction and mining)	55	55	54	67	46	50	55
# of recommendations from all mandatory inquests	322	322	196	312	343	155	260
Average number of recommendations for all mandatory inquests	5.9	5.9	3.6	4.7	7.5	3.1	4.7
# of mandatory custody inquests	40	40	41	29	39	35	35
# of recommendations from mandatory custody inquests	94	42	151	173	177	117	125
Average number of recommendations from mandatory custody inquests	2.4	1.1	3.7	6.0	4.5	3.3	3.6
# of mandatory construction inquests	12	13	20	12	23	14	16
# of recommendations from mandatory construction inquests	94	42	151	127	125	32	105
Average number of recommendations from mandatory construction inquests	7.8	3.2	7.6	10.6	5.4	2.3	7.5
# of mandatory mining inquests	3	1	6	5	3	1	4
# of recommendations from mandatory mining inquests	24	15	33	43	21	6	30
Average number of recommendations from mandatory mining inquests	8	15	5.5	8.6	7	7.0	7.5

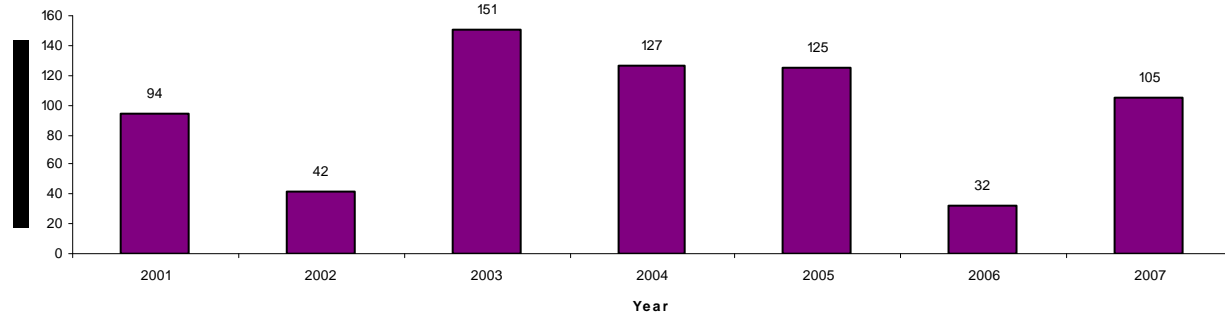
Total Number of Recommendations (2001 - 2007)



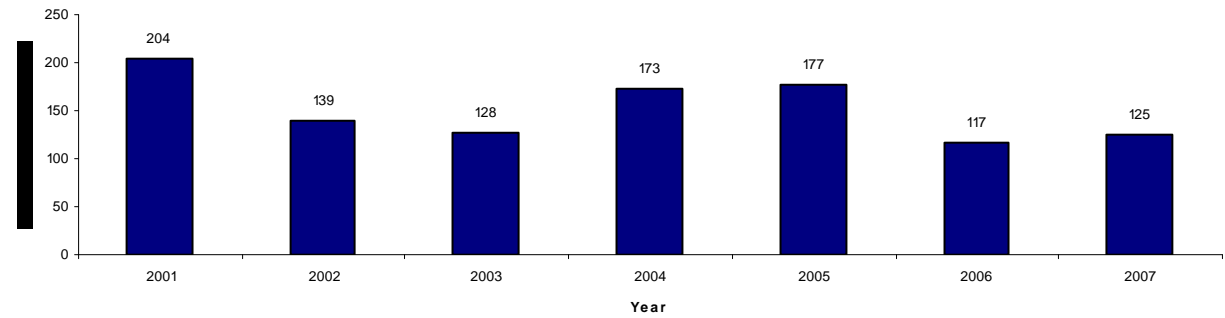
of Recommendations - Discretionary Inquests (2001-2007)



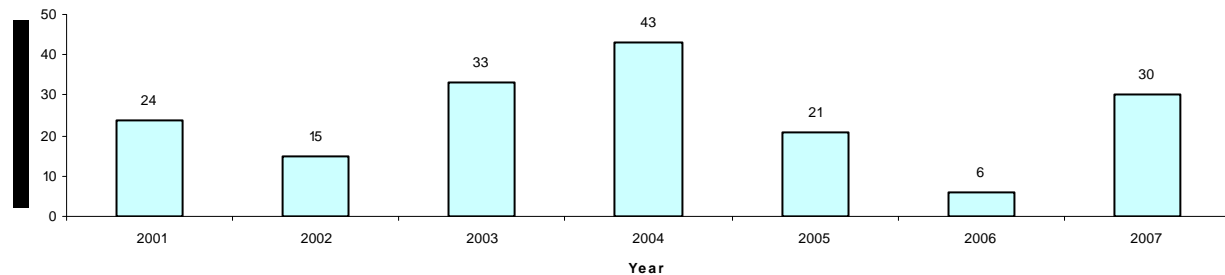
of Recommendations - Construction Inquests (2001-2007)



of Recommendations - Custody Inquests (2001-2007)

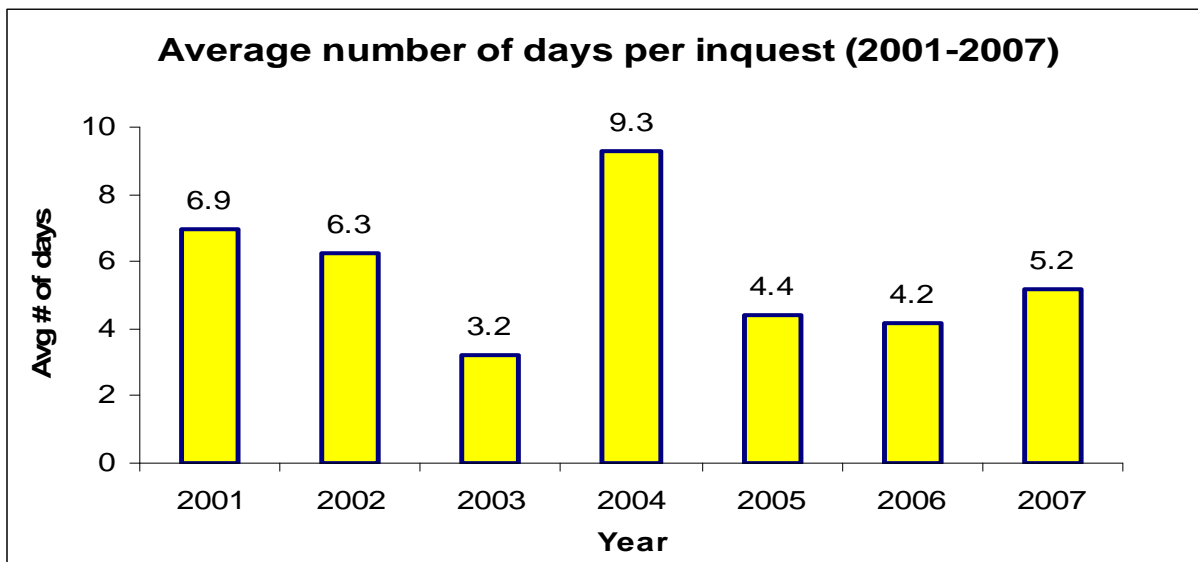


of Recommendations - Mining Inquests (2001-2007)



AVERAGE NUMBER OF DAYS PER INQUEST 2001-2007

	2001	2002	2003	2004	2005	2006	2007
Total number of inquests per year	78	72	74	74	80	53	59
Total number of days spent in inquest	542	451	237	237	352	220	305
Average number of days per inquest	6.9	6.3	3.2	3.2	4.4	4.2	5.2
Number of discretionary inquests	23	18	7	7	15	3	4
Number of days in discretionary inquests	388	313	79	79	142	24	101
Average number of days in inquest - discretionary	16.9	17.4	11.3	11.3	9.5	8.0	23.5
Number of mandatory inquests (total)	55	54	67	67	65	50	55
Number of days in mandatory inquests	153	138	158	158	210	195	204
Average number of days in inquest - all mandatory	2.8	2.6	2.4	2.4	3.2	3.9	3.7
Number of mandatory inquests - custody	40	40	41	41	39	35	35
Number of days in mandatory inquests - custody	103	101	74	74	127	164	136
Average number of days in inquest - custody	2.6	2.5	1.8	1.8	3.3	4.7	3.8
Number of mandatory inquests - construction	12	13	20	20	23	14	16
Number of days in mandatory inquests - construction	45	33	65	65	76	29	57
Average number of days in inquest - construction	3.8	2.5	3.3	3.3	3.3	2.1	3.5
Number of mandatory inquests - mining	3	1	6	6	3	1	4
Number of days in mandatory inquests - mining	6	4	19	19	7	3	11
Average number of days in inquest - mining	2.0	4.0	3.2	3.2	2.3	3.0	2.7



IMPLEMENTATION OF RECOMMENDATIONS 2001 - 2007

	2001	2002	2003	2004	2005	2006	2007
# of recommendations implemented (code 1)	376 (48.2%)	178 (33%)	108 (28.5%)	227 (40%)	259 (41.7%)	62 (33%)	125 (39%)
# of recommendations that will be implemented (code 1A)	30 (3.8%)	52 (9.7%)	21 (5.5%)	57 (10%)	39 (6.3%)	12 (12%)	28 (9%)
# of recommendations with alternates implemented (code 1B)	153 (19.6%)	79 (14.7%)	89 (23.5%)	75 (13%)	95 (15.3%)	19 (10%)	31 (10%)
# of recommendations with alternates that will be implemented (code 1C)	5 (.6%)	81 (15.1%)	11 (2.9%)	14 (2.4%)	13 (2.1%)	2 (2%)	10 (3%)
Total number of recommendations that have been, or will be implemented, or have or will have alternates implemented (1, 1A, 1B, 1C)	564 (72.3%)	342 (63.7%)	229 (60.4%)	377 (66%)	406 (65.4%)	108 (56.8%)	194 (60.2)
Discretionary Inquests	369 (65%)	219 (64%)	41 (18%)	141 (37%)	196 (48%)	14 (48%)	101 (52%)
Mandatory Inquests (total)	195 (35%)	123 (36%)	186 (81%)	236 (63%)	210 (52%)	111 (58%)	126 (65%)
Custody	106 (19%)	84 (25%)	58 (25%)	124 (33%)	111 (27%)	82 (43%)	74 (38%)
Construction	70 (12%)	28 (8%)	101 (44%)	84 (22%)	87 (21%)	12 (6%)	47 (24%)
Mining	19 (4%)	11 (3%)	27 (12%)	28 (7%)	12 (3%)	17 (8.9%)	5 (3%)

* NOTE: Percentages may not equal 100 due to rounding off.

IMPLEMENTATION OF RECOMMENDATIONS – CONT'D

2001 - 2007

	2001	2002	2003	2004	2005	2006	2007
# of recommendations under consideration	45 (5.77%)	71 (13.2)	42 (11.1%)	92 (16%)	81 (13%)	32 (16.8%)	66 (18.2%)
# of recommendations with unresolved issues	10 (1.28%)	21 (3.9%)	9 (2.4%)	9 (1.6%)	13 (2.1%)	0 (0%)	5 (1.4%)
# of recommendation rejected (no specified reason)	19 (2.44%)	34 (6.3%)	18 (4.7%)	23 (4%)	27 (4.3)	5 (2.63%)	17 (4.7%)
# of recommendations rejected due to flaws	12 (1.54%)	5 (.9%)	3 (.8%)	4 (.7%)	12 (1.9%)	3 (1.57%)	13 (3.6%)
# of recommendations rejected due to lack of resources	2 (.26%)	0 (0%)	0 (0%)	0 (0%)	0 (0%)	0 (0%)	0 (0%)
# of recommendations that did not apply to agency assigned	18 (2.31%)	15 (2.8%)	16 (4.2%)	22 (3.9%)	45 (7.2%)	17 (8.9%)	35 (9.7%)
# of recommendations that did not respond	110 (14.1%)	39 (7.3)	34 (9%)	34 (6.0%)	30 (4.8%)	21 (11%)	27 (7.5%)
# of recommendations that could not be evaluated	0 (0%)	10 (1.9%)	28 (7.4%)	10 (1.8%)	7 (1.1%)	4 (2.1%)	4 (1.1%)

* NOTE: Percentages may not equal 100 due to rounding off.

INQUESTS WITH NO RECOMMENDATIONS

2001 - 2007

	2001	2002	2003	2004	2005	2006	2007
Total number of Inquests with NO recommendations (% of <i>total</i> inquests)	21 (27%)	15 (21%)	26 (35%)	9 (16%)	14 (17.5%)	19 (35.8%)	14 (24%)
Discretionary Inquests with no recommendations (% of total inquest with no recommendations)	1 (4.7%)	0	1 (3.8%)	0	0	0	0
Mandatory Inquests with no recommendations (% of total inquests with no recommendations)	20 (95.2%)	15 (100%)	25 (96.1%)	9 (100%)	14 (100%)	19 (100%)	14 (100%)
<i>Custody inquests with no recommendations</i> (% of total inquest with no recommendations)	20 (95.2%)	14 (93%)	22 (84.6%)	9 (100%)	14 (100%)	15 (78.9)	11 (78.5%)
<i>Construction inquests with no recommendations</i> (% of total inquest with no recommendations)	n/a	1 (7%)	3 (11.5%)	0	0	4 (21%)	3 (21.4%)
<i>Mining</i>	n/a	0	0	0	0	0	0

* NOTE: Percentages may not equal 100 due to rounding off.

RATES OF RESPONSES TO RECOMMENDATIONS 2001 - 2007

	2001	2002	2003	2004	2005	2006	2007
Rates of responses to recommendations (% of organizations asked to respond, that DID respond)	75.8%	78.5%*	80.5%	85.9%*	76.7%*	70.8%	76.3%
Discretionary Inquests	77.3%	83.9%	71.7%	79.4%	79.9%	71%	65%
Mandatory Inquests (total)	75.4%	76.1%	83.4%	88%	75.6%*	70.8%	72.6%
<i>Custody</i>	82.6%	47.9%	74.3%	85.2%	89.5%	95.1%	85%
<i>Construction</i>	76.9%	80.6%	81.4%	88.8%	79.1%	88.4%	77%
<i>Mining</i>	66.7%	100.0%	94.5%	90%	58.3%	29%	56%
(calculated by averaging the % response rate from all inquests with recommendations)							
* corrected calculation from previous Report							

NOTE: Percentages may not equal 100 due to rounding off.

New codes were introduced in 2000 to reflect recommendations that *will be* implemented, or recommendations that *will have alternates* implemented.

Analysis of Responses to Recommendations from Individual Inquests

Analysis of individual inquests is available and can be obtained by contacting Pat Campbell in the Office of the Chief Coroner at 416-314-4025, 1-877-991-9959 or by email Pat.Campbell@ontario.ca.